



# WORLD JUNIOR SPEED SKATING CHAMPIONSHIPS

ISU WORLD JUNIOR SPEED SKATING CHAMPIONSHIPS 2020  
Arena Lodowa - Tomaszów Mazowiecki (POL) / 21 -23 February 2020

## 1. RESULT BY PAIRS LADIES 500m

Friday, 21 February 2020

Pair	Inner Lane			Outer Lane				
<b>1</b>	140. Sol LEE - KOR							
	100m	<b>11.98</b>	(11.98)	51				
	FINISH	<b>42.58</b>	(30.60)	49				
<b>2</b>	137. Xeniya YAKOVLEVA - KAZ			107. Laura HALL - CAN				
	100m	<b>11.34</b>	(11.34)	22	100m	<b>12.21</b>	(12.21)	52
	FINISH	<b>42.45</b>	(31.12)	46	FINISH	<b>44.04</b>	(31.83)	51
<b>3</b>	116. Ainoa CARREÑO - ESP			152. Arwen SZYGENDA - NOR				
	100m	<b>11.57</b>	(11.57)	40	100m	<b>11.93</b>	(11.93)	50
	FINISH	<b>41.82</b>	(30.25)	31	FINISH	<b>42.79</b>	(30.86)	50
<b>4</b>	162. Alexandra KRAVCHENKO - RUS			135. Darya GAVRILOVA - KAZ				
	100m	<b>11.66</b>	(11.66)	45	100m	<b>11.46</b>	(11.46)	32
	FINISH	<b>41.68</b>	(30.02)	28	FINISH	<b>1:23.69</b>	(72.23)	DNF
<b>5</b>	133. Margarita ARTEMYEVA - KAZ			101. Anna PETUTSCHNIGG - AUT				
	100m	<b>11.47</b>	(11.47)	34	100m	<b>11.41</b>	(11.41)	26
	FINISH	<b>42.24</b>	(30.78)	43	FINISH	<b>41.88</b>	(30.46)	34
<b>6</b>	118. Laura KIVIOJA - FIN			161. Anastasiia GRIGOREVA - RUS				
	100m	<b>11.41</b>	(11.41)	26	100m	<b>11.73</b>	(11.73)	48
	FINISH	<b>42.07</b>	(30.66)	38	FINISH	<b>41.87</b>	(30.14)	33
<b>7</b>	149. Amalie HAUGLAND - NOR			136. Inessa SHUMEKOVA - KAZ				
	100m	<b>11.90</b>	(11.90)	49	100m	<b>11.28</b>	(11.28)	20
	FINISH	<b>42.50</b>	(30.60)	48	FINISH	<b>42.22</b>	(30.94)	41
<b>8</b>	158. Ilka FUZESY - ROU			166. Greta MYERS - USA				
	100m	<b>11.62</b>	(11.62)	44	100m	<b>11.19</b>	(11.19)	14
	FINISH	<b>42.43</b>	(30.80)	45	FINISH	<b>41.69</b>	(30.51)	29
<b>9</b>	155. Kaja GAJEWSKA - POL			125. Federica MAFFEI - ITA				
	100m	<b>11.49</b>	(11.49)	37	100m	<b>11.47</b>	(11.47)	34
	FINISH	<b>41.65</b>	(30.17)	27	FINISH	<b>41.57</b>	(30.10)	26
<b>10</b>	154. Marta DOBROWOLSKA - POL			127. Laura PEVERI - ITA				
	100m	<b>11.55</b>	(11.55)	38	100m	<b>11.71</b>	(11.71)	47
	FINISH	<b>42.34</b>	(30.79)	44	FINISH	<b>42.04</b>	(30.33)	37

Pair	Inner Lane	Outer Lane
------	------------	------------

**11** 164. Giorgia BIRKELAND - USA

100m **11.59** (11.59) 42  
FINISH **42.11** (30.52) 40

148. Marte Bjerkreim FURNEE - NOR

100m **11.46** (11.46) 32  
FINISH **41.72** (30.26) 30

**12** 150. Maria Netland RABBE - NOR

100m **11.20** (11.20) 16  
FINISH **41.55** (30.35) 25

103. Kristina BURMISTRAVA - BLR

100m **11.45** (11.45) 31  
FINISH **41.94** (30.49) 35

**13** 106. Emmanuelle COTE - CAN

100m **11.69** (11.69) 46  
FINISH **42.10** (30.41) 39

117. Luisa Maria GONZÁLEZ - ESP

100m **11.48** (11.48) 36  
FINISH **41.04** (29.56) 19

**14** 163. Irina SLESAREVA - RUS

100m **11.18** (11.18) 13  
FINISH **41.15** (29.97) 21

102. Varvara BANDARYNA - BLR

100m **11.61** (11.61) 43  
FINISH **42.46** (30.85) 47

**15** 105. Karyna SHYPULIA - BLR

100m **11.42** (11.42) 28  
FINISH **42.22** (30.80) 41

157. Maja PŁOŃCZYK - POL

100m **11.56** (11.56) 39  
FINISH **42.00** (30.44) 36

**16** 156. Natalia JABRZYK - POL

100m **11.37** (11.37) 24  
FINISH **40.74** (29.37) 15

104. Anastasya PRAKAPOVICH - BLR

100m **10.95** (10.95) 3  
FINISH **40.71** (29.76) 14

**17** 153. Martyna BARAN - POL

100m **11.37** (11.37) 24  
FINISH **41.11** (29.74) 20

115. Sara CABRERA - ESP

100m **11.58** (11.58) 41  
FINISH **41.86** (30.31) 32

**18** 119. Josephine HEIMERL - GER

100m **10.96** (10.96) 4  
FINISH **40.44** (29.48) 9

160. Marina AVTONOMOVA - RUS

100m **11.00** (11.00) 6  
FINISH **40.16** (29.16) 8

**19** 134. Alina DAURANOVA - KAZ

100m **11.33** (11.33) 21  
FINISH **41.48** (30.15) 23

126. Serena PERGHER - ITA

100m **11.42** (11.42) 28  
FINISH **40.78** (29.36) 16

**20** 123. Meghan WYSTRICHOWSKI - GER

100m **11.43** (11.43) 30  
FINISH **41.51** (30.08) 24

109. Hee WON SON - CAN

100m **11.21** (11.21) 17  
FINISH **40.52** (29.31) 11

**21** 120. Anna OSTLENDER - GER

100m **10.99** (10.99) 5  
FINISH **39.94** (28.95) 4

144. Myrthe DE BOER - NED

100m **11.36** (11.36) 23  
FINISH **40.68** (29.32) 13

**22** 122. Sophie WARMUTH - GER

100m **11.13** (11.13) 11  
FINISH **40.81** (29.68) 17

132. Towako NAGASAKI - JPN

100m **11.05** (11.05) 7  
FINISH **40.64** (29.60) 12

Pair	Inner Lane	Outer Lane
------	------------	------------

**23** 121. Victoria STIRNEMANN - GER  
 100m **11.23** (11.23) 18  
 FINISH **40.84** (29.61) 18

159. Elizaveta AGAFOSHINA - RUS  
 100m **11.19** (11.19) 14  
 FINISH **40.45** (29.26) 10

**24** 108. Alexa SCOTT - CAN  
 100m **11.15** (11.15) 12  
 FINISH **39.99** (28.84) 5

147. Femke KOK - NED  
 100m **10.62** (10.62) 2  
 FINISH **38.49** (27.87) 1

**25** 165. Blair CRUIKSHANK - USA  
 100m **11.06** (11.06) 9  
 FINISH **41.17** (30.11) 22

139. Min Hui KIM - KOR  
 100m **11.05** (11.05) 7  
 FINISH **40.01** (28.96) 6

**26** 142. Seung Heun SHIN - KOR  
 100m **11.25** (11.25) 19  
 FINISH **40.04** (28.79) 7

146. Robin GROOT - NED  
 100m **11.07** (11.07) 10  
 FINISH **39.86** (28.79) 3

**27** 131. Moe KUMAGAI - JPN  
 100m **10.48** (10.48) 1  
 FINISH **39.14** (28.66) 2

145. Marrit FLEDDERUS - NED  
 100m  
 FINISH DNF





# WORLD JUNIOR SPEED SKATING CHAMPIONSHIPS

ISU WORLD JUNIOR SPEED SKATING CHAMPIONSHIPS 2020  
Arena Lodowa - Tomaszów Mazowiecki (POL) / 21 -23 February 2020

## 1. RESULT LADIES 500m Friday, 21 February 2020

Rnk	Nr	Name	Country	Pair	Lane	Time	Behind	Points
1	147	Femke KOK	NED	24	Out	38.49		38.490
2	131	Moe KUMAGAI	JPN	27	In	39.14	0.65	39.140
3	146	Robin GROOT	NED	26	Out	39.86	1.37	39.860
4	120	Anna OSTLENDER	GER	21	In	39.94	1.45	39.940
5	108	Alexa SCOTT	CAN	24	In	39.99	1.50	39.990
6	139	Min Hui KIM	KOR	25	Out	40.01	1.52	40.010
7	142	Seung Heun SHIN	KOR	26	In	40.04	1.55	40.040
8	160	Marina AVTONOMOVA	RUS	18	Out	40.16	1.67	40.160
9	119	Josephine HEIMERL	GER	18	In	40.44	1.95	40.440
10	159	Elizaveta AGAFOSHINA	RUS	23	Out	40.45	1.96	40.450
11	109	Hee WON SON	CAN	20	Out	40.52	2.03	40.520
12	132	Towako NAGASAKI	JPN	22	Out	40.64	2.15	40.640
13	144	Myrthe DE BOER	NED	21	Out	40.68	2.19	40.680
14	104	Anastasya PRAKAPOVICH	BLR	16	Out	40.71	2.22	40.710
15	156	Natalia JABRZYK	POL	16	In	40.74	2.25	40.740
16	126	Serena PERGHER	ITA	19	Out	40.78	2.29	40.780
17	122	Sophie WARMUTH	GER	22	In	40.81	2.32	40.810
18	121	Victoria STIRNEMANN	GER	23	In	40.84	2.35	40.840
19	117	Luisa Maria GONZÁLEZ	ESP	13	Out	41.04	2.55	41.040
20	153	Martyna BARAN	POL	17	In	41.11	2.62	41.110
21	163	Irina SLESAREVA	RUS	14	In	41.15	2.66	41.150
22	165	Blair CRUIKSHANK	USA	25	In	41.17	2.68	41.170
23	134	Alina DAURANOVA	KAZ	19	In	41.48	2.99	41.480
24	123	Meghan WYSTRICHOWSKI	GER	20	In	41.51	3.02	41.510
25	150	Maria Netland RABBE	NOR	12	In	41.55	3.06	41.550
26	125	Federica MAFFEI	ITA	9	Out	41.57	3.08	41.570
27	155	Kaja GAJEWSKA	POL	9	In	41.65	3.16	41.650
28	162	Alexandra KRAVCHENKO	RUS	4	In	41.68	3.19	41.680
29	166	Greta MYERS	USA	8	Out	41.69	3.20	41.690
30	148	Marte Bjerkreim FURNEE	NOR	11	Out	41.72	3.23	41.720
31	116	Ainoa CARREÑO	ESP	3	In	41.82	3.33	41.820
32	115	Sara CABRERA	ESP	17	Out	41.86	3.37	41.860
33	161	Anastasiia GRIGOREVA	RUS	6	Out	41.87	3.38	41.870
34	101	Anna PETUTSCHNIGG	AUT	5	Out	41.88	3.39	41.880



Hosted by



Main Sponsor



Polska Grupa Energetyczna

Institutional Partners and Local Sponsors



Ministerstwo Sportu



Local Sponsor





Rnk	Nr	Name	Country	Pair	Lane	Time	Behind	Points
<b>35</b>	103	Kristsina BURMISTRAVA	BLR	12	Out	<b>41.94</b>	3.45	<b>41.940</b>
<b>36</b>	157	Maja PŁOŃCZYK	POL	15	Out	<b>42.00</b>	3.51	<b>42.000</b>
<b>37</b>	127	Laura PEVERI	ITA	10	Out	<b>42.04</b>	3.55	<b>42.040</b>
<b>38</b>	118	Laura KIVIOJA	FIN	6	In	<b>42.07</b>	3.58	<b>42.070</b>
<b>39</b>	106	Emmanuelle COTE	CAN	13	In	<b>42.10</b>	3.61	<b>42.100</b>
<b>40</b>	164	Giorgia BIRKELAND	USA	11	In	<b>42.11</b>	3.62	<b>42.110</b>
<b>41</b>	136	Inessa SHUMEKOVA	KAZ	7	Out	<b>42.22(3)</b>	3.73	<b>42.220</b>
<b>42</b>	105	Karyna SHYPULIA	BLR	15	In	<b>42.22(8)</b>	3.73	<b>42.220</b>
<b>43</b>	133	Margarita ARTEMYEVA	KAZ	5	In	<b>42.24</b>	3.75	<b>42.240</b>
<b>44</b>	154	Marta DOBROWOLSKA	POL	10	In	<b>42.34</b>	3.85	<b>42.340</b>
<b>45</b>	158	Ilka FUZESY	ROU	8	In	<b>42.43</b>	3.94	<b>42.430</b>
<b>46</b>	137	Xeniya YAKOVLEVA	KAZ	2	In	<b>42.45</b>	3.96	<b>42.450</b>
<b>47</b>	102	Varvara BANDARYNA	BLR	14	Out	<b>42.46</b>	3.97	<b>42.460</b>
<b>48</b>	149	Amalie HAUGLAND	NOR	7	In	<b>42.50</b>	4.01	<b>42.500</b>
<b>49</b>	140	Sol LEE	KOR	1	In	<b>42.58</b>	4.09	<b>42.580</b>
<b>50</b>	152	Arwen SZYGENDA	NOR	3	Out	<b>42.79</b>	4.30	<b>42.790</b>
<b>51</b>	107	Laura HALL	CAN	2	Out	<b>44.04</b>	5.55	<b>44.040</b>
-	135	Darya GAVRILOVA	KAZ	4	Out	<b>DNF</b>		-
-	145	Marrit FLEDDERUS	NED	27	Out	<b>DNF</b>		-

Referee: Hanjo HEIDEMAN (NED)  
 Starter: Stefan HERRMANN (GER)  
 Start: 11:00 - End: 11:51

Temp: 14°C  
 Hum: 42%  
 Ice Temp: -6°C




Hosted by



Main Sponsor



Institutional Partners and Local Sponsors



Local Sponsor





# WORLD JUNIOR SPEED SKATING CHAMPIONSHIPS

ISU WORLD JUNIOR SPEED SKATING CHAMPIONSHIPS 2020  
Arena Lodowa - Tomaszów Mazowiecki (POL) / 21 -23 February 2020

## 2. RESULT BY PAIRS MEN 500m

Friday, 21 February 2020

Pair	Inner Lane			Outer Lane			
<b>1</b>	56. Nicolae-Razvan MILITARU - ROU			52. Michał KOPACZ - POL			
	100m			100m	<b>10.49</b>	(10.49)	33
	FINISH		WDR	FINISH	<b>37.80</b>	(27.31)	36
<b>2</b>	63. Ian FREDERICK - USA			51. Mikolaj JABLONSKI - POL			
	100m	<b>10.76</b>	(10.76) 44	100m	<b>10.69</b>	(10.69)	39
	FINISH	<b>39.01</b>	(28.25) 45	FINISH	<b>37.94</b>	(27.25)	37
<b>3</b>	21. Konstantin GOETZE - GER			48. Oddbjørn MELLESTRAND - NOR			
	100m	<b>10.76</b>	(10.76) 44	100m	<b>10.35</b>	(10.35)	22
	FINISH	<b>38.16</b>	(27.40) 42	FINISH			DNF
<b>4</b>	55. Jakub ZAKRZEWSKI - POL			46. Sander EITREM - NOR			
	100m	<b>10.58</b>	(10.58) 36	100m	<b>10.99</b>	(10.99)	47
	FINISH	<b>38.39</b>	(27.81) 43	FINISH	<b>38.91</b>	(27.92)	44
<b>5</b>	6. João Victor DA SILVA - BRA			61. Pavel TARAN - RUS			
	100m	<b>10.34</b>	(10.34) 19	100m	<b>10.45</b>	(10.45)	29
	FINISH	<b>37.68</b>	(27.34) 30	FINISH	<b>36.98</b>	(26.53)	17
<b>6</b>	25. Thomas NADALINI - ITA			18. Joonas VALGE - EST			
	100m	<b>10.72</b>	(10.72) 41	100m	<b>10.58</b>	(10.58)	36
	FINISH	<b>37.71</b>	(26.99) 33	FINISH	<b>37.70</b>	(27.12)	32
<b>7</b>	26. Nicky ROSANELLI - ITA			53. Piotr NAŁĘCKI - POL			
	100m	<b>10.34</b>	(10.34) 19	100m	<b>10.56</b>	(10.56)	35
	FINISH	<b>37.07</b>	(26.74) 18	FINISH	<b>38.15</b>	(27.60)	41
<b>8</b>	35. Altay ZHARDEMBEKULY - KAZ			19. Juuso LEHTONEN - FIN			
	100m	<b>10.23</b>	(10.23) 16	100m	<b>10.46</b>	(10.46)	30
	FINISH	<b>38.00</b>	(27.77) 38	FINISH	<b>37.62</b>	(27.16)	29
<b>9</b>	5. Raman MAKHAKHEI - BLR			54. Szymon WOJTAKOWSKI - POL			
	100m	<b>10.71</b>	(10.71) 40	100m	<b>10.59</b>	(10.59)	38
	FINISH	<b>38.01</b>	(27.30) 39	FINISH	<b>37.69</b>	(27.10)	31
<b>10</b>	62. Casey DAWSON - USA			20. Peter RICHES - GBR			
	100m	<b>10.93</b>	(10.93) 46	100m	<b>10.42</b>	(10.42)	26
	FINISH	<b>38.12</b>	(27.19) 40	FINISH	<b>37.25</b>	(26.83)	20

Pair	Inner Lane			Outer Lane
------	------------	--	--	------------

**11** 24. Dennis LEDERER - GER  
100m **10.44** (10.44) 28  
FINISH **37.29** (26.85) 23

37. Jaewon CHUNG - KOR  
100m **10.75** (10.75) 43  
FINISH **37.33** (26.58) 25

**12** 49. Håkon SÆTHER - NOR  
100m **10.19** (10.19) 14  
FINISH **37.29** (27.10) 23

34. Vyacheslav ZARETSKIY - KAZ  
100m **10.34** (10.34) 19  
FINISH **37.33** (26.99) 25

**13** 1. Ignaz GSCHWENTNER - AUT  
100m **10.16** (10.16) 13  
FINISH **37.28** (27.12) 22

47. Peder KONGSHAUG - NOR  
100m **10.37** (10.37) 24  
FINISH **37.33** (26.99) DNF

**14** 4. Uladzislau HAPON - BLR  
100m **10.35** (10.35) 22  
FINISH **37.24** (26.89) 19

50. Kasper TVETER - NOR  
100m **10.38** (10.38) 25  
FINISH **37.25** (26.87) 20

**15** 59. Stepan CHISTIYAKOV - RUS  
100m **10.43** (10.43) 27  
FINISH **36.74** (26.31) 12

2. Gabriel ODOR - AUT  
100m **10.47** (10.47) 31  
FINISH **37.33** (26.86) 25

**16** 8. Jack DEIBERT - CAN  
100m **10.74** (10.74) 42  
FINISH **37.75** (27.01) 35

66. Jonathan TOBON - USA  
100m **10.55** (10.55) 34  
FINISH **37.72** (27.20) 34

**17** 23. Niklas KURZMANN - GER  
100m **10.07** (10.07) 11  
FINISH **36.77** (26.70) 14

65. Jordan STOLZ - USA  
100m **10.47** (10.47) 31  
FINISH **37.53** (27.06) 28

**18** 45. Stefan WESTENBROEK - NED  
100m **9.86** (09.86) 2  
FINISH **36.31** (26.45) 8

60. Timur KARAMOV - RUS  
100m **10.03** (10.03) 10  
FINISH **36.76** (26.73) 13

**19** 7. Cedrick BRUNET - CAN  
100m **10.19** (10.19) 14  
FINISH **36.94** (26.75) 16

17. Nil LLOP - ESP  
100m **9.98** (09.98) 9  
FINISH **36.17** (26.19) 7

**20** 41. Jarle GERRITS - NED  
100m **9.96** (09.96) 8  
FINISH **36.14** (26.18) 6

22. Moritz KLEIN - GER  
100m **10.30** (10.30) 17  
FINISH **36.69** (26.39) 11

**21** 58. Artem AREFYEV - RUS  
100m **9.86** (09.86) 2  
FINISH **35.28** (25.42) 2

31. Wataru MORISHIGE - JPN  
100m **9.89** (09.89) 5  
FINISH **35.34** (25.45) 3

**22** 38. Byeong Hun LEE - KOR  
100m **9.95** (9.94) 7  
FINISH **35.91** (25.95) 5

10. Frank ROTH - CAN  
100m **10.09** (10.09) 12  
FINISH **36.53** (26.44) 10

Pair	Inner Lane	Outer Lane
------	------------	------------

**23** 36. Sang Hyeok CHO - KOR  
 100m **9.87** (9.86) 4  
 FINISH **35.41** (25.53) 4

29. Katsuhiko KURATSUBO - JPN  
 100m **9.67** (9.67) 1  
 FINISH **35.27** (25.60) 1

**24** 39. Sang Hun OH - KOR  
 100m **9.91** (9.91) 6  
 FINISH **36.32** (26.41) 9

9. Hubert MARCOTTE - CAN  
 100m **10.32** (10.32) 18  
 FINISH **36.79** (26.47) 15



# WORLD JUNIOR SPEED SKATING CHAMPIONSHIPS

ISU WORLD JUNIOR SPEED SKATING CHAMPIONSHIPS 2020  
Arena Lodowa - Tomaszów Mazowiecki (POL) / 21 -23 February 2020

## 2. RESULT MEN 500m Friday, 21 February 2020

Rnk	Nr	Name	Country	Pair	Lane	Time	Behind	Points
1	29	Katsuhiro KURATSUBO	JPN	23	Out	<b>35.27</b>		<b>35.270</b>
2	58	Artem AREFYEV	RUS	21	In	<b>35.28</b>	0.01	<b>35.280</b>
3	31	Wataru MORISHIGE	JPN	21	Out	<b>35.34</b>	0.07	<b>35.340</b>
4	36	Sang Hyeok CHO	KOR	23	In	<b>35.41</b>	0.14	<b>35.410</b>
5	38	Byeong Hun LEE	KOR	22	In	<b>35.91</b>	0.64	<b>35.910</b>
6	41	Jarle GERRITS	NED	20	In	<b>36.14</b>	0.87	<b>36.140</b>
7	17	Nil LLOP	ESP	19	Out	<b>36.17</b>	0.90	<b>36.170</b>
8	45	Stefan WESTENBROEK	NED	18	In	<b>36.31</b>	1.04	<b>36.310</b>
9	39	Sang Hun OH	KOR	24	In	<b>36.32</b>	1.05	<b>36.320</b>
10	10	Frank ROTH	CAN	22	Out	<b>36.53</b>	1.26	<b>36.530</b>
11	22	Moritz KLEIN	GER	20	Out	<b>36.69</b>	1.42	<b>36.690</b>
12	59	Stepan CHISTIakov	RUS	15	In	<b>36.74</b>	1.47	<b>36.740</b>
13	60	Timur KARAMOV	RUS	18	Out	<b>36.76</b>	1.49	<b>36.760</b>
14	23	Niklas KURZMANN	GER	17	In	<b>36.77</b>	1.50	<b>36.770</b>
15	9	Hubert MARCOTTE	CAN	24	Out	<b>36.79</b>	1.52	<b>36.790</b>
16	7	Cedrick BRUNET	CAN	19	In	<b>36.94</b>	1.67	<b>36.940</b>
17	61	Pavel TARAN	RUS	5	Out	<b>36.98</b>	1.71	<b>36.980</b>
18	26	Nicky ROSANELLI	ITA	7	In	<b>37.07</b>	1.80	<b>37.070</b>
19	4	Uladzislau HAPON	BLR	14	In	<b>37.24</b>	1.97	<b>37.240</b>
20	50	Kasper TVETER	NOR	14	Out	<b>37.25(6)</b>	1.98	<b>37.250</b>
21	20	Peter RICHES	GBR	10	Out	<b>37.25(7)</b>	1.98	<b>37.250</b>
22	1	Ignaz GSCHWENTNER	AUT	13	In	<b>37.28</b>	2.01	<b>37.280</b>
23	24	Dennis LEDERER	GER	11	In	<b>37.29(6)</b>	2.02	<b>37.290</b>
23	49	Håkon SÆTHER	NOR	12	In	<b>37.29(6)</b>	2.02	<b>37.290</b>
25	34	Vyacheslav ZARETSKIY	KAZ	12	Out	<b>37.33(1)</b>	2.06	<b>37.330</b>
26	2	Gabriel ODOR	AUT	15	Out	<b>37.33(5)</b>	2.06	<b>37.330</b>
27	37	Jaewon CHUNG	KOR	11	Out	<b>37.33(6)</b>	2.06	<b>37.330</b>
28	65	Jordan STOLZ	USA	17	Out	<b>37.53</b>	2.26	<b>37.530</b>
29	19	Juuso LEHTONEN	FIN	8	Out	<b>37.62</b>	2.35	<b>37.620</b>
30	6	João Victor DA SILVA	BRA	5	In	<b>37.68</b>	2.41	<b>37.680</b>
31	54	Szymon WOJTAKOWSKI	POL	9	Out	<b>37.69</b>	2.42	<b>37.690</b>
32	18	Joonas VALGE	EST	6	Out	<b>37.70</b>	2.43	<b>37.700</b>
33	25	Thomas NADALINI	ITA	6	In	<b>37.71</b>	2.44	<b>37.710</b>
34	66	Jonathan TOBON	USA	16	Out	<b>37.72</b>	2.45	<b>37.720</b>



Hosted by



Main Sponsor



Polska Grupa Energetyczna

Institutional Partners and Local Sponsors



Ministerstwo Sportu



Local Sponsor



Rnk	Nr	Name	Country	Pair	Lane	Time	Behind	Points
<b>35</b>	8	Jack DEIBERT	CAN	16	In	<b>37.75</b>	2.48	<b>37.750</b>
<b>36</b>	52	Michał KOPACZ	POL	1	Out	<b>37.80</b>	2.53	<b>37.800</b>
<b>37</b>	51	Mikołaj JABLONSKI	POL	2	Out	<b>37.94</b>	2.67	<b>37.940</b>
<b>38</b>	35	Altay ZHARDEMBEKULY	KAZ	8	In	<b>38.00</b>	2.73	<b>38.000</b>
<b>39</b>	5	Raman MAKHAKHEI	BLR	9	In	<b>38.01</b>	2.74	<b>38.010</b>
<b>40</b>	62	Casey DAWSON	USA	10	In	<b>38.12</b>	2.85	<b>38.120</b>
<b>41</b>	53	Piotr NAŁĘCKI	POL	7	Out	<b>38.15</b>	2.88	<b>38.150</b>
<b>42</b>	21	Konstantin GOETZE	GER	3	In	<b>38.16</b>	2.89	<b>38.160</b>
<b>43</b>	55	Jakub ZAKRZEWSKI	POL	4	In	<b>38.39</b>	3.12	<b>38.390</b>
<b>44</b>	46	Sander EITREM	NOR	4	Out	<b>38.91</b>	3.64	<b>38.910</b>
<b>45</b>	63	Ian FREDERICK	USA	2	In	<b>39.01</b>	3.74	<b>39.010</b>
-	48	Oddbjørn MELLESTRAND	NOR	3	Out	<b>DNF</b>		-
-	47	Peder KONGSHAUG	NOR	13	Out	<b>DNF</b>		-
-	56	Nicolae-Razvan MILITARU	ROU	1	In	<b>WDR</b>		-

Referee: Daniel CABELDUC (SWE)  
 Starter: Tom Vidar JOHANSSON (NOR)  
 Start: 12:10 - End: 13:09  
 Temp: 14.5°C  
 Hum: 46%  
 Ice Temp: -6.4°C



Hosted by



Main Sponsor



Institutional Partners and Local Sponsors



Local Sponsor





# WORLD JUNIOR SPEED SKATING CHAMPIONSHIPS

ISU WORLD JUNIOR SPEED SKATING CHAMPIONSHIPS 2020  
Arena Lodowa - Tomaszów Mazowiecki (POL) / 21 -23 February 2020

## 3. RESULT BY PAIRS LADIES 1500m

Friday, 21 February 2020

Pair	Inner Lane			Outer Lane				
<b>1</b>	115. Sara CABRERA - ESP							
	300m	<b>27.27</b>	(27.27)	12				
	700m	<b>58.61</b>	(31.34)	14				
	1100m	<b>1:32.62</b>	(34.01)	22				
	FINISH	<b>2:10.22</b>	(37.60)	26				
<b>2</b>	118. Laura KIVIOJA - FIN			124. Tara DONOGHUE - IRL				
	300m	<b>28.67</b>	(28.67)	37	300m	<b>28.65</b>	(28.65)	36
	700m	<b>1:02.36</b>	(33.69)	42	700m	<b>1:01.56</b>	(32.91)	39
	1100m	<b>1:39.02</b>	(36.66)	43	1100m	<b>1:36.31</b>	(34.75)	38
	FINISH	<b>2:19.14</b>	(40.12)	43	FINISH	<b>2:12.74</b>	(36.44)	39
<b>3</b>	102. Varvara BANDARYNA - BLR			166. Greta MYERS - USA				
	300m	<b>27.59</b>	(27.59)	21	300m	<b>28.02</b>	(28.02)	29
	700m	<b>1:00.30</b>	(32.71)	30	700m	<b>1:00.63</b>	(32.61)	32
	1100m	<b>1:36.83</b>	(36.53)	41	1100m	<b>1:35.73</b>	(35.10)	36
	FINISH	<b>2:16.84</b>	(40.01)	42	FINISH	<b>2:11.43</b>	(35.71)	35
<b>4</b>	152. Arwen SZYGENDA - NOR			136. Inessa SHUMEKOVA - KAZ				
	300m	<b>28.39</b>	(28.39)	34	300m	<b>28.94</b>	(28.94)	41
	700m	<b>1:01.24</b>	(32.85)	37	700m	<b>1:02.31</b>	(33.37)	41
	1100m	<b>1:35.88</b>	(34.64)	37	1100m	<b>1:36.72</b>	(34.41)	40
	FINISH	<b>2:12.74</b>	(36.86)	39	FINISH	<b>2:12.67</b>	(35.95)	38
<b>5</b>	167. Abigail SORENSON - USA			135. Darya GAVRILOVA - KAZ				
	300m	<b>28.67</b>	(28.67)	37	300m	<b>28.68</b>	(28.68)	39
	700m	<b>1:00.08</b>	(31.41)	28	700m	<b>1:01.02</b>	(32.34)	35
	1100m	<b>1:33.97</b>	(33.89)	26	1100m	<b>1:35.10</b>	(34.08)	32
	FINISH	<b>2:10.71</b>	(36.74)	28	FINISH	<b>2:10.80</b>	(35.71)	29
<b>6</b>	158. Ilka FUZESY - ROU			134. Alina DAURANOVA - KAZ				
	300m	<b>28.77</b>	(28.77)	40	300m	<b>28.18</b>	(28.18)	31
	700m	<b>1:01.53</b>	(32.76)	38	700m	<b>1:01.20</b>	(33.02)	36
	1100m	<b>1:36.41</b>	(34.88)	39	1100m	<b>1:35.65</b>	(34.45)	35
	FINISH	<b>2:13.75</b>	(37.34)	41	FINISH	<b>2:11.17</b>	(35.52)	33
<b>7</b>	157. Maja PŁOŃCZYK - POL			149. Amalie HAUGLAND - NOR				
	300m	<b>28.25</b>	(28.25)	32	300m	<b>28.54</b>	(28.54)	35
	700m	<b>1:00.86</b>	(32.61)	34	700m	<b>1:00.67</b>	(32.13)	33
	1100m	<b>1:35.32</b>	(34.46)	33	1100m	<b>1:34.69</b>	(34.02)	31
	FINISH	<b>2:11.32</b>	(35.99)	34	FINISH	<b>2:10.13</b>	(35.44)	25
<b>8</b>	155. Kaja GAJEWSKA - POL			109. Hee WON SON - CAN				
	300m	<b>27.51</b>	(27.51)	18	300m	<b>27.14</b>	(27.14)	9
	700m	<b>58.77</b>	(31.26)	15	700m	<b>58.80</b>	(31.66)	16
	1100m	<b>1:32.37</b>	(33.60)	18	1100m	<b>1:34.10</b>	(35.30)	27
	FINISH	<b>2:08.33</b>	(35.95)	21	FINISH	<b>2:12.35</b>	(38.25)	37

**9** 151. Julie Berg SJØBREND - NOR

300m	<b>27.89</b>	(27.89)	26
700m	<b>59.35</b>	(31.46)	22
1100m	<b>1:32.81</b>	(33.46)	24
FINISH	<b>2:08.59</b>	(35.78)	22

## 105. Karyna SHYPULIA - BLR

300m	<b>28.03</b>	(28.03)	30
700m	<b>1:00.52</b>	(32.49)	31
1100m	<b>1:33.94</b>	(33.42)	25
FINISH	<b>2:09.24</b>	(35.30)	24

**10** 165. Blair CRUIKSHANK - USA

300m	<b>27.38</b>	(27.38)	13
700m	<b>59.86</b>	(32.48)	27
1100m	<b>1:34.43</b>	(34.57)	29
FINISH	<b>2:11.04</b>	(36.61)	31

## 111. Zuzana KURŠOVÁ - CZE

300m	<b>29.01</b>	(29.01)	42
700m	<b>1:01.80</b>	(32.79)	40
1100m	<b>1:35.62</b>	(33.82)	34
FINISH	<b>2:10.48</b>	(34.86)	27

**11** 148. Marte Bjerkreim FURNEE - NOR

300m	<b>27.87</b>	(27.87)	25
700m	<b>59.49</b>	(31.62)	23
1100m	<b>1:32.24</b>	(32.75)	16
FINISH	<b>2:06.78</b>	(34.54)	16

## 162. Alexandra KRAVCHENKO - RUS

300m	<b>27.54</b>	(27.54)	20
700m	<b>58.99</b>	(31.45)	18
1100m	<b>1:32.08</b>	(33.09)	15
FINISH	<b>2:07.10</b>	(35.02)	18

**12** 125. Federica MAFFEI - ITA

300m	<b>27.79</b>	(27.79)	22
700m	<b>59.51</b>	(31.72)	24
1100m	<b>1:32.55</b>	(33.04)	21
FINISH	<b>2:07.54</b>	(34.99)	19

## 107. Laura HALL - CAN

300m	<b>29.45</b>	(29.45)	43
700m	<b>1:02.55</b>	(33.10)	43
1100m	<b>1:36.91</b>	(34.36)	42
FINISH	<b>2:11.81</b>	(34.90)	36

**13** 161. Anastasiia GRIGOREVA - RUS

300m	<b>27.22</b>	(27.22)	11
700m	<b>59.30</b>	(32.08)	21
1100m	<b>1:32.26</b>	(32.96)	17
FINISH	<b>2:06.12</b>	(33.86)	13

## 156. Natalia JABRZYK - POL

300m	<b>27.52</b>	(27.52)	19
700m	<b>58.25</b>	(30.73)	10
1100m	<b>1:31.44</b>	(33.19)	12
FINISH	<b>2:06.14</b>	(34.71)	14

**14** 129. Momoka HORIKAWA - JPN

300m	<b>27.42</b>	(27.42)	15
700m	<b>57.57</b>	(30.15)	7
1100m	<b>1:29.52</b>	(31.95)	3
FINISH	<b>2:03.37</b>	(33.84)	4

## 163. Irina SLESAREVA - RUS

300m	<b>27.09</b>	(27.09)	8
700m	<b>57.88</b>	(30.79)	8
1100m	<b>1:30.79</b>	(32.91)	9
FINISH	<b>2:06.03</b>	(35.23)	12

**15** 159. Elizaveta AGAFOSHINA - RUS

300m	<b>26.94</b>	(26.94)	7
700m	<b>58.32</b>	(31.38)	11
1100m	<b>1:30.39</b>	(32.07)	8
FINISH	<b>2:04.98</b>	(34.59)	6

## 138. Soomin KANG - KOR

300m	<b>27.45</b>	(27.45)	16
700m	<b>58.39</b>	(30.94)	12
1100m	<b>1:31.49</b>	(33.10)	13
FINISH	<b>2:05.45</b>	(33.96)	10

**16** 141. Chaewon PARK - KOR

300m	<b>28.00</b>	(28.00)	28
700m	<b>59.16</b>	(31.16)	19
1100m	<b>1:31.37</b>	(32.21)	11
FINISH	<b>2:04.62</b>	(33.25)	5

## 127. Laura PEVERI - ITA

300m	<b>27.83</b>	(27.83)	23
700m	<b>59.69</b>	(31.86)	26
1100m	<b>1:34.14</b>	(34.45)	28
FINISH	<b>2:10.89</b>	(36.75)	30

**17** 140. Sol LEE - KOR

300m	<b>27.85</b>	(27.85)	24
700m	<b>59.23</b>	(31.38)	20
1100m	<b>1:32.45</b>	(33.22)	20
FINISH	<b>2:06.87</b>	(34.42)	17

## 106. Emmanuelle COTE - CAN

300m	<b>28.25</b>	(28.25)	32
700m	<b>1:00.23</b>	(31.98)	29
1100m	<b>1:34.60</b>	(34.37)	30
FINISH	<b>2:11.04</b>	(36.44)	31



**18** 123. Meghan WYSTRICHOWSKI - GER

300m	<b>27.38</b>	(27.38)	13
700m	<b>58.80</b>	(31.42)	16
1100m	<b>1:32.42</b>	(33.62)	19
FINISH	<b>2:08.64</b>	(36.21)	23

## 164. Giorgia BIRKELAND - USA

300m	<b>27.93</b>	(27.93)	27
700m	<b>59.53</b>	(31.60)	25
1100m	<b>1:32.68</b>	(33.15)	23
FINISH	<b>2:06.64</b>	(33.96)	15

**19** 121. Victoria STIRNEMANN - GER

300m	<b>26.53</b>	(26.53)	2
700m	<b>56.99</b>	(30.46)	2
1100m	<b>1:30.20</b>	(33.21)	5
FINISH	<b>2:05.10</b>	(34.90)	7

## 143. Merel CONIJJN - NED

300m	<b>26.62</b>	(26.62)	3
700m	<b>57.14</b>	(30.52)	4
1100m	<b>1:29.58</b>	(32.44)	4
FINISH	<b>2:02.71</b>	(33.13)	3

**20** 128. Ayuri FUKUOKA - JPN

300m	<b>27.14</b>	(27.14)	9
700m	<b>58.11</b>	(30.97)	9
1100m	<b>1:31.70</b>	(33.59)	14
FINISH	<b>2:08.12</b>	(36.41)	20

## 144. Myrthe DE BOER - NED

300m	<b>26.81</b>	(26.81)	5
700m	<b>57.27</b>	(30.46)	6
1100m	<b>1:30.24</b>	(32.97)	7
FINISH	<b>2:05.92</b>	(35.69)	11

**21** 146. Robin GROOT - NED

300m	<b>26.73</b>	(26.73)	4
700m	<b>57.00</b>	(30.27)	3
1100m	<b>1:28.28</b>	(31.28)	2
FINISH	<b>2:01.04</b>	(32.76)	1

## 108. Alexa SCOTT - CAN


300m	<b>26.82</b>	(26.82)	6
700m	<b>57.25</b>	(30.43)	5
1100m	<b>1:30.21</b>	(32.96)	6
FINISH	<b>2:05.26</b>	(35.05)	8

**22** 147. Femke KOK - NED

300m	<b>26.22</b>	(26.22)	1
700m	<b>56.10</b>	(29.88)	1
1100m	<b>1:27.95</b>	(31.85)	1
FINISH	<b>2:01.28</b>	(33.33)	2

## 130. Rin KOSAKA - JPN

300m	<b>27.45</b>	(27.45)	16
700m	<b>58.42</b>	(30.97)	13
1100m	<b>1:30.92</b>	(32.50)	10
FINISH	<b>2:05.39</b>	(34.47)	9





# WORLD JUNIOR SPEED SKATING CHAMPIONSHIPS

ISU WORLD JUNIOR SPEED SKATING CHAMPIONSHIPS 2020  
Arena Lodowa - Tomaszów Mazowiecki (POL) / 21 -23 February 2020

## 3. RESULT LADIES 1500m Friday, 21 February 2020

Rnk	Nr	Name	Country	Pair	Lane	Time	Behind	Points
1	146	Robin GROOT	NED	21	In	<b>2:01.04</b>		<b>40.346</b>
2	147	Femke KOK	NED	22	In	<b>2:01.28</b>	0.24	<b>40.426</b>
3	143	Merel CONIJN	NED	19	Out	<b>2:02.71</b>	1.67	<b>40.903</b>
4	129	Momoka HORIKAWA	JPN	14	In	<b>2:03.37</b>	2.33	<b>41.123</b>
5	141	Chaewon PARK	KOR	16	In	<b>2:04.62</b>	3.58	<b>41.540</b>
6	159	Elizaveta AGAFOSHINA	RUS	15	In	<b>2:04.98</b>	3.94	<b>41.660</b>
7	121	Victoria STIRNEMANN	GER	19	In	<b>2:05.10</b>	4.06	<b>41.700</b>
8	108	Alexa SCOTT	CAN	21	Out	<b>2:05.26</b>	4.22	<b>41.753</b>
9	130	Rin KOSAKA	JPN	22	Out	<b>2:05.39</b>	4.35	<b>41.796</b>
10	138	Soomin KANG	KOR	15	Out	<b>2:05.45</b>	4.41	<b>41.816</b>
11	144	Myrthe DE BOER	NED	20	Out	<b>2:05.92</b>	4.88	<b>41.973</b>
12	163	Irina SLESAREVA	RUS	14	Out	<b>2:06.03</b>	4.99	<b>42.010</b>
13	161	Anastasiia GRIGOREVA	RUS	13	In	<b>2:06.12</b>	5.08	<b>42.040</b>
14	156	Natalia JABRZYK	POL	13	Out	<b>2:06.14</b>	5.10	<b>42.046</b>
15	164	Giorgia BIRKELAND	USA	18	Out	<b>2:06.64</b>	5.60	<b>42.213</b>
16	148	Marte Bjerkreim FURNEE	NOR	11	In	<b>2:06.78</b>	5.74	<b>42.260</b>
17	140	Sol LEE	KOR	17	In	<b>2:06.87</b>	5.83	<b>42.290</b>
18	162	Alexandra KRAVCHENKO	RUS	11	Out	<b>2:07.10</b>	6.06	<b>42.366</b>
19	125	Federica MAFFEI	ITA	12	In	<b>2:07.54</b>	6.50	<b>42.513</b>
20	128	Ayuri FUKUOKA	JPN	20	In	<b>2:08.12</b>	7.08	<b>42.706</b>
21	155	Kaja GAJEWSKA	POL	8	In	<b>2:08.33</b>	7.29	<b>42.776</b>
22	151	Julie Berg SJØBREND	NOR	9	In	<b>2:08.59</b>	7.55	<b>42.863</b>
23	123	Meghan WYSTRICHOWSKI	GER	18	In	<b>2:08.64</b>	7.60	<b>42.880</b>
24	105	Karyna SHYPULIA	BLR	9	Out	<b>2:09.24</b>	8.20	<b>43.080</b>
25	149	Amalie HAUGLAND	NOR	7	Out	<b>2:10.13</b>	9.09	<b>43.376</b>
26	115	Sara CABRERA	ESP	1	In	<b>2:10.22</b>	9.18	<b>43.406</b>
27	111	Zuzana KURŠOVÁ	CZE	10	Out	<b>2:10.48</b>	9.44	<b>43.493</b>
28	167	Abigail SORENSON	USA	5	In	<b>2:10.71</b>	9.67	<b>43.570</b>
29	135	Darya GAVRILOVA	KAZ	5	Out	<b>2:10.80</b>	9.76	<b>43.600</b>
30	127	Laura PEVERI	ITA	16	Out	<b>2:10.89</b>	9.85	<b>43.630</b>
31	106	Emmanuelle COTE	CAN	17	Out	<b>2:11.04(3)</b>	10.00	<b>43.680</b>
32	165	Blair CRUIKSHANK	USA	10	In	<b>2:11.04(9)</b>	10.00	<b>43.680</b>
33	134	Alina DAURANOVA	KAZ	6	Out	<b>2:11.17</b>	10.13	<b>43.723</b>
34	157	Maja PŁOŃCZYK	POL	7	In	<b>2:11.32</b>	10.28	<b>43.773</b>



Hosted by



Main Sponsor



Polska Grupa  
Energetyczna

Institutional Partners and Local Sponsors



Ministerstwo  
Sportu



Local Sponsor



Rnk	Nr	Name	Country	Pair	Lane	Time	Behind	Points
<b>35</b>	166	Greta MYERS	USA	3	Out	<b>2:11.43</b>	10.39	<b>43.810</b>
<b>36</b>	107	Laura HALL	CAN	12	Out	<b>2:11.81</b>	10.77	<b>43.936</b>
<b>37</b>	109	Hee WON SON	CAN	8	Out	<b>2:12.35</b>	11.31	<b>44.116</b>
<b>38</b>	136	Inessa SHUMEKOVA	KAZ	4	Out	<b>2:12.67</b>	11.63	<b>44.223</b>
<b>39</b>	152	Arwen SZYGENDA	NOR	4	In	<b>2:12.74(1)</b>	11.70	<b>44.246</b>
<b>40</b>	124	Tara DONOGHUE	IRL	2	Out	<b>2:12.74(9)</b>	11.70	<b>44.246</b>
<b>41</b>	158	Ilka FUZESY	ROU	6	In	<b>2:13.75</b>	12.71	<b>44.583</b>
<b>42</b>	102	Varvara BANDARYNA	BLR	3	In	<b>2:16.84</b>	15.80	<b>45.613</b>
<b>43</b>	118	Laura KIVIOJA	FIN	2	In	<b>2:19.14</b>	18.10	<b>46.380</b>

Referee: Hanjo HEIDEMAN (NED)

Starter: Roman DANILOV (RUS)

Start: 13:27 - End: 14:51

Temp: 14.7°C

Hum: 46%

Ice Temp: -6.5°C



Hosted by



Main Sponsor



Polska Grupa Energetyczna

Institutional Partners and Local Sponsors



Ministerstwo Sportu



promuje tódzkie



Local Sponsor





# WORLD JUNIOR SPEED SKATING CHAMPIONSHIPS

ISU WORLD JUNIOR SPEED SKATING CHAMPIONSHIPS 2020  
Arena Lodowa - Tomaszów Mazowiecki (POL) / 21 -23 February 2020

## 4. RESULT BY PAIRS MEN 1500m Friday, 21 February 2020

Pair	Inner Lane			Outer Lane				
<b>1</b>	<b>6.</b>	João Victor DA SILVA - BRA						
	300m	<b>25.39</b>	(25.39)	25				
	700m	<b>54.32</b>	(28.93)	31				
	1100m	<b>1:25.24</b>	(30.92)	32				
	FINISH	<b>1:58.46</b>	(33.22)	33				
<b>2</b>	<b>15.</b>	Simon BIGLER - DEN		<b>13.</b>	Lukás STEKLÝ - CZE			
	300m	<b>25.91</b>	(25.91)	37	300m	<b>26.33</b>	(26.33)	40
	700m	<b>55.77</b>	(29.86)	37	700m	<b>56.22</b>	(29.89)	40
	1100m	<b>1:27.23</b>	(31.46)	37	1100m	<b>1:27.18</b>	(30.96)	36
	FINISH	<b>2:01.75</b>	(34.52)	38	FINISH	<b>1:58.54</b>	(31.36)	34
<b>3</b>	<b>18.</b>	Joonas VALGE - EST		<b>33.</b>	Bakdaulet SAGATOV - KAZ			
	300m	<b>24.86</b>	(24.86)	12	300m	<b>25.78</b>	(25.78)	34
	700m	<b>53.65</b>	(28.79)	24	700m	<b>54.51</b>	(28.73)	33
	1100m	<b>1:24.61</b>	(30.96)	29	1100m	<b>1:25.67</b>	(31.16)	33
	FINISH	<b>1:57.95</b>	(33.34)	31	FINISH	<b>1:57.36</b>	(31.70)	29
<b>4</b>	<b>11.</b>	Vojtech HURDES - CZE		<b>32.</b>	Nuraly AKZHOL - KAZ			
	300m	<b>25.52</b>	(25.52)	29	300m	<b>25.51</b>	(25.51)	28
	700m	<b>54.82</b>	(29.30)	34	700m	<b>54.21</b>	(28.70)	29
	1100m	<b>1:26.49</b>	(31.67)	35	1100m	<b>1:24.48</b>	(30.27)	28
	FINISH	<b>1:59.70</b>	(33.21)	37	FINISH	<b>1:56.99</b>	(32.51)	27
<b>5</b>	<b>35.</b>	Altay ZHARDEMBEKULY - KAZ		<b>25.</b>	Thomas NADALINI - ITA			
	300m	<b>25.70</b>	(25.70)	32	300m	<b>25.41</b>	(25.41)	26
	700m	<b>55.43</b>	(29.73)	36	700m	<b>54.26</b>	(28.85)	30
	1100m	<b>1:27.41</b>	(31.98)	38	1100m	<b>1:25.95</b>	(31.69)	34
	FINISH	<b>2:02.30</b>	(34.89)	39	FINISH	<b>1:59.31</b>	(33.36)	35
<b>6</b>	<b>48.</b>	Oddbjørn MELLESTRAND - NOR		<b>19.</b>	Juuso LEHTONEN - FIN			
	300m	<b>25.06</b>	(25.06)	16	300m	<b>24.89</b>	(24.89)	14
	700m	<b>53.01</b>	(27.95)	15	700m	<b>53.57</b>	(28.68)	23
	1100m	<b>1:22.64</b>	(29.63)	18	1100m	<b>1:24.17</b>	(30.60)	25
	FINISH	<b>1:54.82</b>	(32.18)	20	FINISH	<b>1:55.95</b>	(31.79)	24
<b>7</b>	<b>53.</b>	Piotr NAŁĘCKI - POL		<b>64.</b>	Aidan LEWIS - USA			
	300m	<b>25.97</b>	(25.97)	38	300m	<b>25.68</b>	(25.68)	31
	700m	<b>54.41</b>	(28.44)	32	700m	<b>53.91</b>	(28.23)	26
	1100m	<b>1:24.03</b>	(29.62)	24	1100m	<b>1:24.47</b>	(30.56)	27
	FINISH	<b>1:56.16</b>	(32.12)	25	FINISH	<b>1:57.31</b>	(32.85)	28
<b>8</b>	<b>54.</b>	Szymon WOJTAKOWSKI - POL		<b>3.</b>	Jason SUTTELS - BEL			
	300m	<b>26.08</b>	(26.08)	39	300m	<b>25.83</b>	(25.83)	35
	700m	<b>55.90</b>	(29.82)	39	700m	<b>55.00</b>	(29.17)	35
	1100m	<b>1:27.61</b>	(31.71)	39	1100m	<b>1:24.75</b>	(29.75)	31
	FINISH	<b>1:59.62</b>	(32.01)	36	FINISH	<b>1:54.91</b>	(30.15)	21

**9** 51. Mikolaj JABLONSKI - POL

300m	<b>25.25</b>	(25.25)	21
700m	<b>53.91</b>	(28.66)	26
1100m	<b>1:24.66</b>	(30.75)	30
FINISH	<b>1:58.28</b>	(33.62)	32

**1.** Ignaz GSCHWENTNER - AUT

300m	<b>24.80</b>	(24.80)	9
700m	<b>53.56</b>	(28.76)	22
1100m	<b>1:24.31</b>	(30.75)	26
FINISH	<b>1:56.62</b>	(32.31)	26

**10** 42. Kai IN 'T VELD - NED

300m	<b>24.88</b>	(24.88)	13
700m	<b>52.14</b>	(27.26)	6
1100m	<b>1:21.52</b>	(29.38)	8
FINISH	<b>1:53.77</b>	(32.25)	14

**21.** Konstantin GOETZE - GER

300m	<b>25.26</b>	(25.26)	22
700m	<b>53.45</b>	(28.19)	20
1100m	<b>1:23.44</b>	(29.99)	22
FINISH	<b>1:55.24</b>	(31.80)	22

**11** 41. Jarle GERRITS - NED

300m	<b>28.79</b>	(28.79)	41
700m	<b>58.65</b>	(29.86)	41
1100m	<b>1:31.62</b>	(32.97)	41
FINISH	<b>2:07.73</b>	(36.11)	41

**50.** Kasper TVETER - NOR

300m	<b>25.17</b>	(25.17)	19
700m	<b>53.29</b>	(28.12)	18
1100m	<b>1:22.24</b>	(28.95)	12
FINISH	<b>1:52.82</b>	(30.58)	10

**12** 20. Peter RICHES - GBR

300m	<b>24.77</b>	(24.77)	8
700m	<b>52.89</b>	(28.12)	13
1100m	<b>1:22.47</b>	(29.58)	16
FINISH	<b>1:53.48</b>	(31.01)	13

**65.** Jordan STOLZ - USA

300m	<b>25.74</b>	(25.74)	33
700m	<b>55.84</b>	(30.10)	38
1100m	<b>1:29.72</b>	(33.88)	40
FINISH	<b>2:04.83</b>	(35.11)	40

**13** 30. Taiyo MORINO - JPN

300m	<b>25.19</b>	(25.19)	20
700m	<b>53.07</b>	(27.88)	17
1100m	<b>1:22.56</b>	(29.49)	17
FINISH	<b>1:53.84</b>	(31.28)	15

**44.** Harm VISSER - NED

300m	<b>24.80</b>	(24.80)	9
700m	<b>52.52</b>	(27.72)	9
1100m	<b>1:22.43</b>	(29.91)	15
FINISH	<b>1:54.27</b>	(31.82)	16

**14** 8. Jack DEIBERT - CAN

300m	<b>25.43</b>	(25.43)	27
700m	<b>53.54</b>	(28.11)	21
1100m	<b>1:23.03</b>	(29.49)	19
FINISH	<b>1:54.74</b>	(31.71)	18

**40.** Jaewan SHIN - KOR

300m	<b>25.10</b>	(25.10)	17
700m	<b>52.88</b>	(27.78)	12
1100m	<b>1:22.24</b>	(29.36)	12
FINISH	<b>1:53.09</b>	(30.85)	12

**15** 46. Sander EITREM - NOR

300m	<b>25.85</b>	(25.85)	36
700m	<b>54.01</b>	(28.16)	28
1100m	<b>1:23.20</b>	(29.19)	20
FINISH	<b>1:54.28</b>	(31.08)	17

**27.** Motonaga ARITO - JPN

300m	<b>25.11</b>	(25.11)	18
700m	<b>52.68</b>	(27.57)	11
1100m	<b>1:21.53</b>	(28.85)	9
FINISH	<b>1:51.67</b>	(30.14)	7

**16** 7. Cedrick BRUNET - CAN

300m	<b>24.71</b>	(24.71)	6
700m	<b>52.97</b>	(28.26)	14
1100m	<b>1:23.92</b>	(30.95)	23
FINISH	<b>1:57.56</b>	(33.64)	30

**61.** Pavel TARAN - RUS

300m	<b>24.47</b>	(24.47)	3
700m	<b>52.08</b>	(27.61)	4
1100m	<b>1:21.51</b>	(29.43)	7
FINISH	<b>1:51.32</b>	(29.82)	6

**17** 57. Daniil ALDOSHKIN - RUS

300m	<b>24.72</b>	(24.72)	7
700m	<b>52.09</b>	(27.37)	5
1100m	<b>1:20.25</b>	(28.16)	3
FINISH	<b>1:50.64</b>	(30.38)	5

**28.** Tsubasa HORIKAWA - JPN

300m	<b>24.97</b>	(24.97)	15
700m	<b>52.27</b>	(27.30)	8
1100m	<b>1:20.23</b>	(27.96)	2
FINISH	<b>1:49.48</b>	(29.25)	1

**18** 9. Hubert MARCOTTE - CAN

300m	<b>24.83</b>	(24.83)	11
700m	<b>52.62</b>	(27.79)	10
1100m	<b>1:21.77</b>	(29.15)	10
FINISH	<b>1:52.86</b>	(31.08)	11

**19** 10. Frank ROTH - CAN

300m	<b>24.26</b>	(24.26)	2
700m	<b>51.62</b>	(27.36)	2
1100m	<b>1:21.82</b>	(30.20)	11
FINISH	<b>1:54.74</b>	(32.92)	18

**20** 47. Peder KONGSHAUG - NOR

300m	<b>24.62</b>	(24.62)	5
700m	<b>52.15</b>	(27.53)	7
1100m	<b>1:20.53</b>	(28.38)	5
FINISH	<b>1:50.25</b>	(29.72)	4

**21** 2. Gabriel ODOR - AUT

300m	<b>24.51</b>	(24.51)	4
700m	<b>51.63</b>	(27.12)	3
1100m	<b>1:20.40</b>	(28.77)	4
FINISH	<b>1:51.75</b>	(31.35)	8

37. Jaewon CHUNG - KOR

300m	<b>25.38</b>	(25.38)	24
700m	<b>53.05</b>	(27.67)	16
1100m	<b>1:21.09</b>	(28.04)	6
FINISH	<b>1:50.08</b>	(29.00)	3

59. Stepan CHISTIYAKOV - RUS

300m	<b>24.21</b>	(24.21)	1
700m	<b>51.11</b>	(26.90)	1
1100m	<b>1:19.62</b>	(28.51)	1
FINISH	<b>1:49.88</b>	(30.26)	2

62. Casey DAWSON - USA

300m	<b>25.57</b>	(25.57)	30
700m	<b>53.42</b>	(27.85)	19
1100m	<b>1:22.24</b>	(28.82)	12
FINISH	<b>1:52.73</b>	(30.49)	9

66. Jonathan TOBON - USA

300m	<b>25.30</b>	(25.30)	23
700m	<b>53.68</b>	(28.38)	25
1100m	<b>1:23.41</b>	(29.73)	21
FINISH	<b>1:55.49</b>	(32.08)	23





# WORLD JUNIOR SPEED SKATING CHAMPIONSHIPS

ISU WORLD JUNIOR SPEED SKATING CHAMPIONSHIPS 2020  
Arena Lodowa - Tomaszów Mazowiecki (POL) / 21 -23 February 2020

## 4. RESULT MEN 1500m Friday, 21 February 2020

Rnk	Nr	Name	Country	Pair	Lane	Time	Behind	Points
1	28	Tsubasa HORIKAWA	JPN	17	Out	1:49.48		36.493
2	59	Stepan CHISTIAKOV	RUS	19	Out	1:49.88	0.40	36.626
3	37	Jaewon CHUNG	KOR	18	Out	1:50.08	0.60	36.693
4	47	Peder KONGSHAUG	NOR	20	In	1:50.25	0.77	36.750
5	57	Daniil ALDOSHKIN	RUS	17	In	1:50.64	1.16	36.880
6	61	Pavel TARAN	RUS	16	Out	1:51.32	1.84	37.106
7	27	Motonaga ARITO	JPN	15	Out	1:51.67	2.19	37.223
8	2	Gabriel ODOR	AUT	21	In	1:51.75	2.27	37.250
9	62	Casey DAWSON	USA	20	Out	1:52.73	3.25	37.576
10	50	Kasper TVETER	NOR	11	Out	1:52.82	3.34	37.606
11	9	Hubert MARCOTTE	CAN	18	In	1:52.86	3.38	37.620
12	40	Jaewan SHIN	KOR	14	Out	1:53.09	3.61	37.696
13	20	Peter RICHES	GBR	12	In	1:53.48	4.00	37.826
14	42	Kai IN 'T VELD	NED	10	In	1:53.77	4.29	37.923
15	30	Taiyo MORINO	JPN	13	In	1:53.84	4.36	37.946
16	44	Harm VISSER	NED	13	Out	1:54.27	4.79	38.090
17	46	Sander EITREM	NOR	15	In	1:54.28	4.80	38.093
18	10	Frank ROTH	CAN	19	In	1:54.74(6)	5.26	38.246
19	8	Jack DEIBERT	CAN	14	In	1:54.74(8)	5.26	38.246
20	48	Oddbjørn MELLESTRAND	NOR	6	In	1:54.82	5.34	38.273
21	3	Jason SUTTELS	BEL	8	Out	1:54.91	5.43	38.303
22	21	Konstantin GOETZE	GER	10	Out	1:55.24	5.76	38.413
23	66	Jonathan TOBON	USA	21	Out	1:55.49	6.01	38.496
24	19	Juuso LEHTONEN	FIN	6	Out	1:55.95	6.47	38.650
25	53	Piotr NAŁĘCKI	POL	7	In	1:56.16	6.68	38.720
26	1	Ignaz GSCHWENTNER	AUT	9	Out	1:56.62	7.14	38.873
27	32	Nuraly AKZHOL	KAZ	4	Out	1:56.99	7.51	38.996
28	64	Aidan LEWIS	USA	7	Out	1:57.31	7.83	39.103
29	33	Bakdaulet SAGATOV	KAZ	3	Out	1:57.36	7.88	39.120
30	7	Cedrick BRUNET	CAN	16	In	1:57.56	8.08	39.186
31	18	Joonas VALGE	EST	3	In	1:57.95	8.47	39.316
32	51	Mikolaj JABLONSKI	POL	9	In	1:58.28	8.80	39.426
33	6	João Victor DA SILVA	BRA	1	In	1:58.46	8.98	39.486
34	13	Lukás STEKLÝ	CZE	2	Out	1:58.54	9.06	39.513



Hosted by



Main Sponsor



Polska Grupa Energetyczna

Institutional Partners and Local Sponsors



Ministerstwo Sportu



Local Sponsor



Rnk	Nr	Name	Country	Pair	Lane	Time	Behind	Points
<b>35</b>	25	Thomas NADALINI	ITA	5	Out	<b>1:59.31</b>	9.83	<b>39.770</b>
<b>36</b>	54	Szymon WOJTAKOWSKI	POL	8	In	<b>1:59.62</b>	10.14	<b>39.873</b>
<b>37</b>	11	Vojtech HURDES	CZE	4	In	<b>1:59.70</b>	10.22	<b>39.900</b>
<b>38</b>	15	Simon BIGLER	DEN	2	In	<b>2:01.75</b>	12.27	<b>40.583</b>
<b>39</b>	35	Altay ZHARDEMBEKULY	KAZ	5	In	<b>2:02.30</b>	12.82	<b>40.766</b>
<b>40</b>	65	Jordan STOLZ	USA	12	Out	<b>2:04.83</b>	15.35	<b>41.610</b>
<b>41</b>	41	Jarle GERRITS	NED	11	In	<b>2:07.73</b>	18.25	<b>42.576</b>

Referee: Daniel CABELDUC (SWE)  
 Starter: Kari HAUTAMAKI (FIN)  
 Start: 15:01 - End: 16:23  
 Temp: 14.8°C  
 Hum: 46%  
 Ice Temp: -6.6°C




Hosted by



Main Sponsor



Institutional Partners and Local Sponsors



Ministerstwo Sportu



Local Sponsor







# WORLD JUNIOR SPEED SKATING CHAMPIONSHIPS

ISU WORLD JUNIOR SPEED SKATING CHAMPIONSHIPS 2020  
Arena Lodowa - Tomaszów Mazowiecki (POL) / 21 -23 February 2020

## 5. RESULT LADIES 1000m Saturday, 22 February 2020

Rnk	Nr	Name	Country	Pair	Lane	Time	Behind	Points
1	147	Femke KOK	NED	21	In	1:17.14		38.570
2	146	Robin GROOT	NED	24	Out	1:17.97	0.83	38.985
3	145	Marrit FLEDDERUS	NED	23	In	1:19.06	1.92	39.530
4	108	Alexa SCOTT	CAN	22	Out	1:19.25	2.11	39.625
5	119	Josephine HEIMERL	GER	18	In	1:20.20	3.06	40.100
6	156	Natalia JABRZYK	POL	20	In	1:20.47	3.33	40.235
7	144	Myrthe DE BOER	NED	22	In	1:20.50	3.36	40.250
8	120	Anna OSTLENDER	GER	21	Out	1:21.13	3.99	40.565
9	121	Victoria STIRNEMANN	GER	24	In	1:21.30	4.16	40.650
10	148	Marte Bjerkreim FURNEE	NOR	16	In	1:21.35	4.21	40.675
11	139	Min Hui KIM	KOR	19	Out	1:21.45	4.31	40.725
12	131	Moe KUMAGAI	JPN	17	Out	1:21.56	4.42	40.780
13	155	Kaja GAJEWSKA	POL	12	In	1:21.83	4.69	40.915
14	159	Elizaveta AGAFOSHINA	RUS	23	Out	1:21.93	4.79	40.965
15	163	Irina SLESAREVA	RUS	14	In	1:22.01	4.87	41.005
16	160	Marina AVTONOMOVA	RUS	15	In	1:22.14	5.00	41.070
17	115	Sara CABRERA	ESP	11	In	1:22.36	5.22	41.180
18	141	Chaewon PARK	KOR	7	In	1:22.37	5.23	41.185
19	164	Giorgia BIRKELAND	USA	12	Out	1:22.42	5.28	41.210
20	123	Meghan WYSTRICHOWSKI	GER	19	In	1:22.46	5.32	41.230
21	162	Alexandra KRAVCHENKO	RUS	1	Out	1:22.49	5.35	41.245
22	109	Hee WON SON	CAN	17	In	1:22.56	5.42	41.280
23	125	Federica MAFFEI	ITA	14	Out	1:22.79	5.65	41.395
24	142	Seung Heun SHIN	KOR	13	In	1:22.91	5.77	41.455
25	140	Sol LEE	KOR	1	In	1:23.09	5.95	41.545
26	149	Amalie HAUGLAND	NOR	6	Out	1:23.12	5.98	41.560
27	132	Towako NAGASAKI	JPN	18	Out	1:23.24	6.10	41.620
28	165	Blair CRUIKSHANK	USA	13	Out	1:23.27	6.13	41.635
29	151	Julie Berg SJØBREND	NOR	4	Out	1:23.36	6.22	41.680
30	105	Karyna SHYPULIA	BLR	6	In	1:23.52	6.38	41.760
31	127	Laura PEVERI	ITA	20	Out	1:23.62	6.48	41.810
32	134	Alina DAURANOVA	KAZ	15	Out	1:23.78	6.64	41.890
33	106	Emmanuelle COTE	CAN	16	Out	1:24.18	7.04	42.090
34	153	Martyna BARAN	POL	10	Out	1:24.25(4)	7.11	42.125



Hosted by



Main Sponsor



Polska Grupa Energetyczna

Institutional Partners and Local Sponsors



Ministerstwo Sportu



Local Sponsor



Rnk	Nr	Name	Country	Pair	Lane	Time	Behind	Points
<b>35</b>	166	Greta MYERS	USA	4	In	<b>1:24.25(6)</b>	7.11	<b>42.125</b>
<b>36</b>	135	Darya GAVRILOVA	KAZ	5	Out	<b>1:24.41</b>	7.27	<b>42.205</b>
<b>37</b>	136	Inessa SHUMEKOVA	KAZ	3	In	<b>1:24.75</b>	7.61	<b>42.375</b>
<b>38</b>	124	Tara DONOGHUE	IRL	3	Out	<b>1:24.76</b>	7.62	<b>42.380</b>
<b>39</b>	152	Arwen SZYGENDA	NOR	10	In	<b>1:24.80</b>	7.66	<b>42.400</b>
<b>40</b>	158	Ilka FUZESY	ROU	9	In	<b>1:24.89</b>	7.75	<b>42.445</b>
<b>41</b>	116	Ainoa CARREÑO	ESP	2	In	<b>1:25.00</b>	7.86	<b>42.500</b>
<b>42</b>	107	Laura HALL	CAN	9	Out	<b>1:25.03</b>	7.89	<b>42.515</b>
<b>43</b>	157	Maja PŁOŃCZYK	POL	11	Out	<b>1:25.17</b>	8.03	<b>42.585</b>
<b>44</b>	118	Laura KIVIOJA	FIN	5	In	<b>1:25.29</b>	8.15	<b>42.645</b>
<b>45</b>	101	Anna PETUTSCHNIGG	AUT	8	In	<b>1:25.42</b>	8.28	<b>42.710</b>
<b>46</b>	103	Kristina BURMISTRVA	BLR	2	Out	<b>1:26.42</b>	9.28	<b>43.210</b>
<b>47</b>	102	Varvara BANDARYNA	BLR	7	Out	<b>1:27.26</b>	10.12	<b>43.630</b>
<b>48</b>	168	Sydney TERPENING	USA	8	Out	<b>1:27.51</b>	10.37	<b>43.755</b>

Referee: Hanjo HEIDEMAN (NED)  
 Starter: Stefan HERRMANN (GER)  
 Start: 11:00 - End: 12:00  
 Temp: 14.1°C  
 Hum: 41%  
 Ice Temp: -6.1°C




Hosted by



Main Sponsor



Institutional Partners and Local Sponsors



Ministerstwo Sportu



Local Sponsor





# WORLD JUNIOR SPEED SKATING CHAMPIONSHIPS

ISU WORLD JUNIOR SPEED SKATING CHAMPIONSHIPS 2020  
Arena Lodowa - Tomaszów Mazowiecki (POL) / 21 -23 February 2020

## 5. RESULT BY PAIRS LADIES 1000m Saturday, 22 February 2020

Pair	Inner Lane				Outer Lane
<b>1</b>	140.	SoI LEE - KOR			162. Alexandra KRAVCHENKO - RUS
	200m	<b>20.02</b>	(20.02)	39	200m <b>19.51</b> (19.51) 27
	600m	<b>50.56</b>	(30.54)	30	600m <b>49.60</b> (30.09) 22
	FINISH	<b>1:23.09</b>	(32.52)	25	FINISH <b>1:22.49</b> (32.89) 21
<b>2</b>	116.	Ainoa CARREÑO - ESP			103. Kristsina BURMISTRAVA - BLR
	200m	<b>19.44</b>	(19.44)	23	200m <b>19.69</b> (19.69) 30
	600m	<b>50.61</b>	(31.17)	32	600m <b>50.76</b> (31.07) 38
	FINISH	<b>1:25.00</b>	(34.39)	41	FINISH <b>1:26.42</b> (35.66) 46
<b>3</b>	136.	Inessa SHUMEKOVA - KAZ			124. Tara DONOGHUE - IRL
	200m	<b>19.92</b>	(19.92)	37	200m <b>20.21</b> (20.21) 44
	600m	<b>51.41</b>	(31.49)	44	600m <b>51.50</b> (31.29) 45
	FINISH	<b>1:24.75</b>	(33.33)	37	FINISH <b>1:24.76</b> (33.28) 38
<b>4</b>	166.	Greta MYERS - USA			151. Julie Berg SJØBREND - NOR
	200m	<b>19.28</b>	(19.28)	17	200m <b>19.99</b> (19.99) 38
	600m	<b>50.04</b>	(30.76)	25	600m <b>50.55</b> (30.56) 29
	FINISH	<b>1:24.25</b>	(34.21)	34	FINISH <b>1:23.36</b> (32.81) 29
<b>5</b>	118.	Laura KIVIOJA - FIN			135. Darya GAVRILOVA - KAZ
	200m	<b>19.63</b>	(19.63)	29	200m <b>20.19</b> (20.19) 43
	600m	<b>50.74</b>	(31.11)	36	600m <b>51.15</b> (30.96) 42
	FINISH	<b>1:25.29</b>	(34.55)	44	FINISH <b>1:24.41</b> (33.25) 36
<b>6</b>	105.	Karyna SHYPULIA - BLR			149. Amalie HAUGLAND - NOR
	200m	<b>19.73</b>	(19.73)	32	200m <b>20.10</b> (20.10) 41
	600m	<b>50.71</b>	(30.98)	34	600m <b>50.64</b> (30.54) 33
	FINISH	<b>1:23.52</b>	(32.80)	30	FINISH <b>1:23.12</b> (32.48) 26
<b>7</b>	141.	Chaewon PARK - KOR			102. Varvara BANDARYNA - BLR
	200m	<b>20.02</b>	(20.02)	39	200m <b>20.23</b> (20.23) 45
	600m	<b>50.88</b>	(30.86)	39	600m <b>52.16</b> (31.93) 47
	FINISH	<b>1:22.37</b>	(31.49)	18	FINISH <b>1:27.26</b> (35.11) 47
<b>8</b>	101.	Anna PETUTSCHNIGG - AUT			168. Sydney TERPENING - USA
	200m	<b>19.42</b>	(19.42)	22	200m <b>20.97</b> (20.97) 48
	600m	<b>50.71</b>	(31.29)	34	600m <b>52.61</b> (31.64) 48
	FINISH	<b>1:25.42</b>	(34.72)	45	FINISH <b>1:27.51</b> (34.90) 48
<b>9</b>	158.	Ilka FUZESY - ROU			107. Laura HALL - CAN
	200m	<b>19.88</b>	(19.88)	36	200m <b>20.65</b> (20.65) 47
	600m	<b>50.89</b>	(31.01)	40	600m <b>52.12</b> (31.47) 46
	FINISH	<b>1:24.89</b>	(34.00)	40	FINISH <b>1:25.03</b> (32.91) 42

**10** 152. Arwen SZYGENDA - NOR

200m **20.26** (20.26) 46  
 600m **51.32** (31.06) 43  
 FINISH **1:24.80** (33.48) 39

**11** 115. Sara CABRERA - ESP

200m **19.30** (19.30) 19  
 600m **49.34** (30.04) 17  
 FINISH **1:22.36** (33.02) 17

**12** 155. Kaja GAJEWSKA - POL

200m **19.46** (19.46) 25  
 600m **49.44** (29.98) 19  
 FINISH **1:21.83** (32.39) 13

**13** 142. Seung Heun SHIN - KOR

200m **19.31** (19.31) 20  
 600m **49.55** (30.24) 21  
 FINISH **1:22.91** (33.36) 24

**14** 163. Irina SLESAREVA - RUS

200m **19.40** (19.40) 21  
 600m **49.18** (29.78) 16  
 FINISH **1:22.01** (32.83) 15

**15** 160. Marina AVTONOMOVA - RUS

200m **19.00** (19.00) 10  
 600m **49.03** (30.03) 15  
 FINISH **1:22.14** (33.11) 16

**16** 148. Marte Bjerkeim FURNEE - NOR

200m **19.49** (19.49) 26  
 600m **49.65** (30.16) 23  
 FINISH **1:21.35** (31.69) 10

**17** 109. Hee WON SON - CAN

200m **18.91** (18.91) 9  
 600m **48.65** (29.74) 11  
 FINISH **1:22.56** (33.91) 22

**18** 119. Josephine HEIMERL - GER

200m **18.64** (18.64) 4  
 600m **48.05** (29.41) 5  
 FINISH **1:20.20** (32.14) 5

**19** 123. Meghan WYSTRICHOWSKI - GER

200m **19.16** (19.16) 15  
 600m **49.44** (30.28) 19  
 FINISH **1:22.46** (33.02) 20

**20** 156. Natalia JABRZYK - POL

200m **19.28** (19.28) 17  
 600m **48.66** (29.38) 12  
 FINISH **1:20.47** (31.81) 6

## 153. Martyna BARAN - POL

200m **19.57** (19.57) 28  
 600m **49.93** (30.36) 24  
 FINISH **1:24.25** (34.33) 34

## 157. Maja PŁOŃCZYK - POL

200m **19.77** (19.77) 33  
 600m **50.75** (30.98) 37  
 FINISH **1:25.17** (34.42) 43

## 164. Giorgia BIRKELAND - USA

200m **19.78** (19.78) 34  
 600m **50.06** (30.28) 26  
 FINISH **1:22.42** (32.36) 19

## 165. Blair CRUIKSHANK - USA

200m **18.81** (18.81) 7  
 600m **48.81** (30.00) 13  
 FINISH **1:23.27** (34.47) 28

## 125. Federica MAFFEI - ITA

200m **19.79** (19.79) 35  
 600m **50.36** (30.57) 28  
 FINISH **1:22.79** (32.43) 23

## 134. Alina DAURANOVA - KAZ

200m **19.44** (19.44) 23  
 600m **50.19** (30.75) 27  
 FINISH **1:23.78** (33.59) 32

## 106. Emmanuelle COTE - CAN

200m **20.10** (20.10) 41  
 600m **50.97** (30.86) 41  
 FINISH **1:24.18** (33.21) 33

## 131. Moe KUMAGAI - JPN

200m **18.57** (18.57) 3  
 600m **48.55** (29.98) 9  
 FINISH **1:21.56** (33.01) 12

## 132. Towako NAGASAKI - JPN

200m **19.24** (19.24) 16  
 600m **49.43** (30.19) 18  
 FINISH **1:23.24** (33.81) 27

## 139. Min Hui KIM - KOR

200m **18.84** (18.84) 8  
 600m **48.33** (29.49) 7  
 FINISH **1:21.45** (33.12) 11

## 127. Laura PEVERI - ITA

200m **19.69** (19.69) 30  
 600m **50.59** (30.90) 31  
 FINISH **1:23.62** (33.03) 31

**21** 147. Femke KOK - NED

200m **17.91** (17.91) 1  
 600m **46.04** (28.13) 1  
 FINISH **1:17.14** (31.10) 1

**22** 144. Myrthe DE BOER - NED

200m **19.14** (19.14) 14  
 600m **48.52** (29.38) 8  
 FINISH **1:20.50** (31.98) 7

**23** 145. Marrit FLEDDERUS - NED

200m **18.30** (18.30) 2  
 600m **46.94** (28.64) 2  
 FINISH **1:19.06** (32.13) 3

**24** 121. Victoria STIRNEMANN - GER

200m **19.08** (19.08) 13  
 600m **48.87** (29.79) 14  
 FINISH **1:21.30** (32.43) 9

## 120. Anna OSTLENDER - GER

200m **18.79** (18.79) 6  
 600m **48.13** (29.34) 6  
 FINISH **1:21.13** (32.99) 8

## 108. Alexa SCOTT - CAN

200m **19.06** (19.06) 11  
 600m **47.99** (28.93) 4  
 FINISH **1:19.25** (31.25) 4

## 159. Elizaveta AGAFOSHINA - RUS

200m **19.06** (19.06) 11  
 600m **48.59** (29.53) 10  
 FINISH **1:21.93** (33.34) 14

## 146. Robin GROOT - NED

200m **18.72** (18.72) 5  
 600m **47.35** (28.63) 3  
 FINISH **1:17.97** (30.62) 2



# WORLD JUNIOR SPEED SKATING CHAMPIONSHIPS

ISU WORLD JUNIOR SPEED SKATING CHAMPIONSHIPS 2020  
Arena Lodowa - Tomaszów Mazowiecki (POL) / 21 -23 February 2020

## 5. RESULT BY PAIRS LADIES 1000m Saturday, 22 February 2020

Pair	Inner Lane	Outer Lane
<b>1</b>	140. Sol LEE - KOR	162. Alexandra KRAVCHENKO - RUS
	200m <b>20.02</b> (20.02) 39	200m <b>19.51</b> (19.51) 27
	600m <b>50.56</b> (30.54) 30	600m <b>49.60</b> (30.09) 22
	FINISH <b>1:23.09</b> (32.52) 25	FINISH <b>1:22.49</b> (32.89) 21
<b>2</b>	116. Ainoa CARREÑO - ESP	103. Kristsina BURMISTRAVA - BLR
	200m <b>19.44</b> (19.44) 23	200m <b>19.69</b> (19.69) 30
	600m <b>50.61</b> (31.17) 32	600m <b>50.76</b> (31.07) 38
	FINISH <b>1:25.00</b> (34.39) 41	FINISH <b>1:26.42</b> (35.66) 46
<b>3</b>	136. Inessa SHUMEKOVA - KAZ	124. Tara DONOGHUE - IRL
	200m <b>19.92</b> (19.92) 37	200m <b>20.21</b> (20.21) 44
	600m <b>51.41</b> (31.49) 44	600m <b>51.50</b> (31.29) 45
	FINISH <b>1:24.75</b> (33.33) 37	FINISH <b>1:24.76</b> (33.28) 38
<b>4</b>	166. Greta MYERS - USA	151. Julie Berg SJØBREND - NOR
	200m <b>19.28</b> (19.28) 17	200m <b>19.99</b> (19.99) 38
	600m <b>50.04</b> (30.76) 25	600m <b>50.55</b> (30.56) 29
	FINISH <b>1:24.25</b> (34.21) 34	FINISH <b>1:23.36</b> (32.81) 29
<b>5</b>	118. Laura KIVIOJA - FIN	135. Darya GAVRILOVA - KAZ
	200m <b>19.63</b> (19.63) 29	200m <b>20.19</b> (20.19) 43
	600m <b>50.74</b> (31.11) 36	600m <b>51.15</b> (30.96) 42
	FINISH <b>1:25.29</b> (34.55) 44	FINISH <b>1:24.41</b> (33.25) 36
<b>6</b>	105. Karyna SHYPULIA - BLR	149. Amalie HAUGLAND - NOR
	200m <b>19.73</b> (19.73) 32	200m <b>20.10</b> (20.10) 41
	600m <b>50.71</b> (30.98) 34	600m <b>50.64</b> (30.54) 33
	FINISH <b>1:23.52</b> (32.80) 30	FINISH <b>1:23.12</b> (32.48) 26
<b>7</b>	141. Chaewon PARK - KOR	102. Varvara BANDARYNA - BLR
	200m <b>20.02</b> (20.02) 39	200m <b>20.23</b> (20.23) 45
	600m <b>50.88</b> (30.86) 39	600m <b>52.16</b> (31.93) 47
	FINISH <b>1:22.37</b> (31.49) 18	FINISH <b>1:27.26</b> (35.11) 47
<b>8</b>	101. Anna PETUTSCHNIGG - AUT	168. Sydney TERPENING - USA
	200m <b>19.42</b> (19.42) 22	200m <b>20.97</b> (20.97) 48
	600m <b>50.71</b> (31.29) 34	600m <b>52.61</b> (31.64) 48
	FINISH <b>1:25.42</b> (34.72) 45	FINISH <b>1:27.51</b> (34.90) 48
<b>9</b>	158. Ilka FUZESY - ROU	107. Laura HALL - CAN
	200m <b>19.88</b> (19.88) 36	200m <b>20.65</b> (20.65) 47
	600m <b>50.89</b> (31.01) 40	600m <b>52.12</b> (31.47) 46
	FINISH <b>1:24.89</b> (34.00) 40	FINISH <b>1:25.03</b> (32.91) 42

**10** 152. Arwen SZYGENDA - NOR

200m **20.26** (20.26) 46  
 600m **51.32** (31.06) 43  
 FINISH **1:24.80** (33.48) 39

**11** 115. Sara CABRERA - ESP

200m **19.30** (19.30) 19  
 600m **49.34** (30.04) 17  
 FINISH **1:22.36** (33.02) 17

**12** 155. Kaja GAJEWSKA - POL

200m **19.46** (19.46) 25  
 600m **49.44** (29.98) 19  
 FINISH **1:21.83** (32.39) 13

**13** 142. Seung Heun SHIN - KOR

200m **19.31** (19.31) 20  
 600m **49.55** (30.24) 21  
 FINISH **1:22.91** (33.36) 24

**14** 163. Irina SLESAREVA - RUS

200m **19.40** (19.40) 21  
 600m **49.18** (29.78) 16  
 FINISH **1:22.01** (32.83) 15

**15** 160. Marina AVTONOMOVA - RUS

200m **19.00** (19.00) 10  
 600m **49.03** (30.03) 15  
 FINISH **1:22.14** (33.11) 16

**16** 148. Marte Bjerkeim FURNEE - NOR

200m **19.49** (19.49) 26  
 600m **49.65** (30.16) 23  
 FINISH **1:21.35** (31.69) 10

**17** 109. Hee WON SON - CAN

200m **18.91** (18.91) 9  
 600m **48.65** (29.74) 11  
 FINISH **1:22.56** (33.91) 22

**18** 119. Josephine HEIMERL - GER

200m **18.64** (18.64) 4  
 600m **48.05** (29.41) 5  
 FINISH **1:20.20** (32.14) 5

**19** 123. Meghan WYSTRICHOWSKI - GER

200m **19.16** (19.16) 15  
 600m **49.44** (30.28) 19  
 FINISH **1:22.46** (33.02) 20

**20** 156. Natalia JABRZYK - POL

200m **19.28** (19.28) 17  
 600m **48.66** (29.38) 12  
 FINISH **1:20.47** (31.81) 6

## 153. Martyna BARAN - POL

200m **19.57** (19.57) 28  
 600m **49.93** (30.36) 24  
 FINISH **1:24.25** (34.33) 34

## 157. Maja PŁOŃCZYK - POL

200m **19.77** (19.77) 33  
 600m **50.75** (30.98) 37  
 FINISH **1:25.17** (34.42) 43

## 164. Giorgia BIRKELAND - USA

200m **19.78** (19.78) 34  
 600m **50.06** (30.28) 26  
 FINISH **1:22.42** (32.36) 19

## 165. Blair CRUIKSHANK - USA

200m **18.81** (18.81) 7  
 600m **48.81** (30.00) 13  
 FINISH **1:23.27** (34.47) 28

## 125. Federica MAFFEI - ITA

200m **19.79** (19.79) 35  
 600m **50.36** (30.57) 28  
 FINISH **1:22.79** (32.43) 23

## 134. Alina DAURANOVA - KAZ

200m **19.44** (19.44) 23  
 600m **50.19** (30.75) 27  
 FINISH **1:23.78** (33.59) 32

## 106. Emmanuelle COTE - CAN

200m **20.10** (20.10) 41  
 600m **50.97** (30.86) 41  
 FINISH **1:24.18** (33.21) 33

## 131. Moe KUMAGAI - JPN

200m **18.57** (18.57) 3  
 600m **48.55** (29.98) 9  
 FINISH **1:21.56** (33.01) 12

## 132. Towako NAGASAKI - JPN

200m **19.24** (19.24) 16  
 600m **49.43** (30.19) 18  
 FINISH **1:23.24** (33.81) 27

## 139. Min Hui KIM - KOR

200m **18.84** (18.84) 8  
 600m **48.33** (29.49) 7  
 FINISH **1:21.45** (33.12) 11

## 127. Laura PEVERI - ITA

200m **19.69** (19.69) 30  
 600m **50.59** (30.90) 31  
 FINISH **1:23.62** (33.03) 31

**21** 147. Femke KOK - NED

200m **17.91** (17.91) 1  
600m **46.04** (28.13) 1  
FINISH **1:17.14** (31.10) 1

**22** 144. Myrthe DE BOER - NED

200m **19.14** (19.14) 14  
600m **48.52** (29.38) 8  
FINISH **1:20.50** (31.98) 7

**23** 145. Marrit FLEDDERUS - NED

200m **18.30** (18.30) 2  
600m **46.94** (28.64) 2  
FINISH **1:19.06** (32.13) 3

**24** 121. Victoria STIRNEMANN - GER

200m **19.08** (19.08) 13  
600m **48.87** (29.79) 14  
FINISH **1:21.30** (32.43) 9

## 120. Anna OSTLENDER - GER

200m **18.79** (18.79) 6  
600m **48.13** (29.34) 6  
FINISH **1:21.13** (32.99) 8

## 108. Alexa SCOTT - CAN


200m **19.06** (19.06) 11  
600m **47.99** (28.93) 4  
FINISH **1:19.25** (31.25) 4

## 159. Elizaveta AGAFOSHINA - RUS

200m **19.06** (19.06) 11  
600m **48.59** (29.53) 10  
FINISH **1:21.93** (33.34) 14

## 146. Robin GROOT - NED

200m **18.72** (18.72) 5  
600m **47.35** (28.63) 3  
FINISH **1:17.97** (30.62) 2







# WORLD JUNIOR SPEED SKATING CHAMPIONSHIPS

ISU WORLD JUNIOR SPEED SKATING CHAMPIONSHIPS 2020  
Arena Lodowa - Tomaszów Mazowiecki (POL) / 21 -23 February 2020

## 5. RESULT LADIES 1000m Saturday, 22 February 2020

Rnk	Nr	Name	Country	Pair	Lane	Time	Behind	Points
1	147	Femke KOK	NED	21	In	1:17.14		38.570
2	146	Robin GROOT	NED	24	Out	1:17.97	0.83	38.985
3	145	Marrit FLEDDERUS	NED	23	In	1:19.06	1.92	39.530
4	108	Alexa SCOTT	CAN	22	Out	1:19.25	2.11	39.625
5	119	Josephine HEIMERL	GER	18	In	1:20.20	3.06	40.100
6	156	Natalia JABRZYK	POL	20	In	1:20.47	3.33	40.235
7	144	Myrthe DE BOER	NED	22	In	1:20.50	3.36	40.250
8	120	Anna OSTLENDER	GER	21	Out	1:21.13	3.99	40.565
9	121	Victoria STIRNEMANN	GER	24	In	1:21.30	4.16	40.650
10	148	Marte Bjerkreim FURNEE	NOR	16	In	1:21.35	4.21	40.675
11	139	Min Hui KIM	KOR	19	Out	1:21.45	4.31	40.725
12	131	Moe KUMAGAI	JPN	17	Out	1:21.56	4.42	40.780
13	155	Kaja GAJEWSKA	POL	12	In	1:21.83	4.69	40.915
14	159	Elizaveta AGAFOSHINA	RUS	23	Out	1:21.93	4.79	40.965
15	163	Irina SLESAREVA	RUS	14	In	1:22.01	4.87	41.005
16	160	Marina AVTONOMOVA	RUS	15	In	1:22.14	5.00	41.070
17	115	Sara CABRERA	ESP	11	In	1:22.36	5.22	41.180
18	141	Chaewon PARK	KOR	7	In	1:22.37	5.23	41.185
19	164	Giorgia BIRKELAND	USA	12	Out	1:22.42	5.28	41.210
20	123	Meghan WYSTRICHOWSKI	GER	19	In	1:22.46	5.32	41.230
21	162	Alexandra KRAVCHENKO	RUS	1	Out	1:22.49	5.35	41.245
22	109	Hee WON SON	CAN	17	In	1:22.56	5.42	41.280
23	125	Federica MAFFEI	ITA	14	Out	1:22.79	5.65	41.395
24	142	Seung Heun SHIN	KOR	13	In	1:22.91	5.77	41.455
25	140	Sol LEE	KOR	1	In	1:23.09	5.95	41.545
26	149	Amalie HAUGLAND	NOR	6	Out	1:23.12	5.98	41.560
27	132	Towako NAGASAKI	JPN	18	Out	1:23.24	6.10	41.620
28	165	Blair CRUIKSHANK	USA	13	Out	1:23.27	6.13	41.635
29	151	Julie Berg SJØBREND	NOR	4	Out	1:23.36	6.22	41.680
30	105	Karyna SHYPULIA	BLR	6	In	1:23.52	6.38	41.760
31	127	Laura PEVERI	ITA	20	Out	1:23.62	6.48	41.810
32	134	Alina DAURANOVA	KAZ	15	Out	1:23.78	6.64	41.890
33	106	Emmanuelle COTE	CAN	16	Out	1:24.18	7.04	42.090
34	153	Martyna BARAN	POL	10	Out	1:24.25(4)	7.11	42.125



Hosted by



Main Sponsor



Polska Grupa Energetyczna

Institutional Partners and Local Sponsors



Ministerstwo Sportu



Local Sponsor



Rnk	Nr	Name	Country	Pair	Lane	Time	Behind	Points
<b>35</b>	166	Greta MYERS	USA	4	In	<b>1:24.25(6)</b>	7.11	<b>42.125</b>
<b>36</b>	135	Darya GAVRILOVA	KAZ	5	Out	<b>1:24.41</b>	7.27	<b>42.205</b>
<b>37</b>	136	Inessa SHUMEKOVA	KAZ	3	In	<b>1:24.75</b>	7.61	<b>42.375</b>
<b>38</b>	124	Tara DONOGHUE	IRL	3	Out	<b>1:24.76</b>	7.62	<b>42.380</b>
<b>39</b>	152	Arwen SZYGENDA	NOR	10	In	<b>1:24.80</b>	7.66	<b>42.400</b>
<b>40</b>	158	Ilka FUZESY	ROU	9	In	<b>1:24.89</b>	7.75	<b>42.445</b>
<b>41</b>	116	Ainoa CARREÑO	ESP	2	In	<b>1:25.00</b>	7.86	<b>42.500</b>
<b>42</b>	107	Laura HALL	CAN	9	Out	<b>1:25.03</b>	7.89	<b>42.515</b>
<b>43</b>	157	Maja PŁOŃCZYK	POL	11	Out	<b>1:25.17</b>	8.03	<b>42.585</b>
<b>44</b>	118	Laura KIVIOJA	FIN	5	In	<b>1:25.29</b>	8.15	<b>42.645</b>
<b>45</b>	101	Anna PETUTSCHNIGG	AUT	8	In	<b>1:25.42</b>	8.28	<b>42.710</b>
<b>46</b>	103	Kristina BURMISTRVA	BLR	2	Out	<b>1:26.42</b>	9.28	<b>43.210</b>
<b>47</b>	102	Varvara BANDARYNA	BLR	7	Out	<b>1:27.26</b>	10.12	<b>43.630</b>
<b>48</b>	168	Sydney TERPENING	USA	8	Out	<b>1:27.51</b>	10.37	<b>43.755</b>

Referee: Hanjo HEIDEMAN (NED)  
 Starter: Stefan HERRMANN (GER)  
 Start: 11:00 - End: 12:00  
 Temp: 14.1°C  
 Hum: 41%  
 Ice Temp: -6.1°C



Hosted by



Main Sponsor



Institutional Partners and Local Sponsors



Local Sponsor





# WORLD JUNIOR SPEED SKATING CHAMPIONSHIPS

ISU WORLD JUNIOR SPEED SKATING CHAMPIONSHIPS 2020  
Arena Lodowa - Tomaszów Mazowiecki (POL) / 21 -23 February 2020

## 6. RESULT BY PAIRS MEN 1000m Saturday, 22 February 2020

Pair Inner Lane

Outer Lane

**1** 18. Joonas VALGE - EST

200m **17.70** (17.70) 27  
600m **45.04** (27.34) 30  
FINISH **1:15.13** (30.09) 38

**2** 11. Vojtech HURDES - CZE

200m **18.10** (18.10) 40  
600m **46.79** (28.69) 44  
FINISH **1:17.70** (30.90) 45

**3** 26. Nicky ROSANELLI - ITA

200m **17.41** (17.41) 20  
600m **47.72** (30.31) 45  
FINISH **1:14.88** (27.16) 35

**4** 48. Oddbjørn MELLEMSTRAND - NOR

200m **18.04** (18.04) 39  
600m **45.56** (27.52) 38  
FINISH **1:14.68** (29.12) 32

**5** 64. Aidan LEWIS - USA

200m **18.18** (18.18) 42  
600m **45.67** (27.49) 39  
FINISH **1:15.08** (29.41) 37

**6** 6. João Victor DA SILVA - BRA

200m **17.76** (17.76) 30  
600m **45.36** (27.59) 36  
FINISH **1:15.22** (29.86) 39

**7** 46. Sander EITREM - NOR

200m **18.50** (18.50) 44  
600m **46.15** (27.65) 42  
FINISH **1:14.24** (28.10) 25

**8** 20. Peter RICHES - GBR

200m **17.68** (17.68) 25  
600m **44.61** (26.93) 26  
FINISH **1:12.61** (28.01) 15

**9** 5. Raman MAKHAKHEI - BLR

200m **17.71** (17.71) 29  
600m **44.82** (27.11) 27  
FINISH **1:14.65** (29.83) 31

25. Thomas NADALINI - ITA

200m **17.89** (17.89) 34  
600m **45.31** (27.42) 35  
FINISH **1:15.04** (29.77) 36

32. Nuraly AKZHOL - KAZ

200m **21.53** (21.53) 45  
600m **46.24** (24.71) 43  
FINISH **1:16.51** (40.36) 43

35. Altay ZHARDEMBEKULY - KAZ

200m **17.88** (17.88) 33  
600m **45.92** (28.04) 41  
FINISH **1:17.04** (31.11) 44

19. Juuso LEHTONEN - FIN

200m **17.98** (17.98) 37  
600m **45.27** (27.29) 33  
FINISH **1:14.33** (29.09) 27

51. Mikolaj JABLONSKI - POL

200m **17.90** (17.89) 35  
600m **45.53** (27.63) 37  
FINISH **1:15.58** (30.05) 41

54. Szymon WOJTAKOWSKI - POL

200m **17.78** (17.78) 31  
600m **45.02** (27.24) 29  
FINISH **1:14.29** (29.26) 26

4. Uladzislau HAPON - BLR

200m **17.63** (17.63) 23  
600m **44.31** (26.68) 21  
FINISH **1:13.41** (29.10) 21

53. Piotr NAŁĘCKI - POL

200m **17.93** (17.93) 36  
600m **45.25** (27.32) 32  
FINISH **1:14.72** (29.47) 33

**10** 50. Kasper TVETER - NOR

200m **17.66** (17.66) 24  
 600m **44.51** (26.85) 24  
 FINISH **1:13.20** (28.70) 19

**11** 21. Konstantin GOETZE - GER

200m **18.29** (18.29) 43  
 600m **45.88** (27.59) 40  
 FINISH **1:15.28** (29.40) 40

**12** 8. Jack DEIBERT - CAN

200m **18.03** (18.03) 38  
 600m **45.21** (27.18) 31  
 FINISH **1:14.64** (29.43) 30

**13** 66. Jonathan TOBON - USA

200m **17.53** (17.53) 21  
 600m **44.56** (27.03) 25  
 FINISH **1:13.50** (28.94) 22

**14** 41. Jarle GERRITS - NED

200m **16.85** (16.85) 6  
 600m **43.19** (26.34) 7  
 FINISH **1:11.78** (28.59) 7

**15** 45. Stefan WESTENBROEK - NED

200m **16.84** (16.84) 4  
 600m **43.67** (26.83) 13  
 FINISH **1:13.61** (29.94) 23

**16** 47. Peder KONGSHAUG - NOR

200m **17.35** (17.35) 17  
 600m **43.47** (26.12) 10  
 FINISH **1:10.81** (27.34) 1

**17** 7. Cedrick BRUNET - CAN

200m **17.25** (17.25) 13  
 600m **43.95** (26.70) 16  
 FINISH **1:13.35** (29.40) 20

**18** 37. Jaewon CHUNG - KOR

200m **17.78** (17.78) 31  
 600m **44.37** (26.59) 22  
 FINISH **1:12.45** (28.08) 12

**19** 62. Casey DAWSON - USA

200m **18.17** (18.17) 41  
 600m **45.28** (27.11) 34  
 FINISH **1:13.97** (28.69) 24

**20** 58. Artem AREFYEV - RUS

200m **16.84** (16.84) 4  
 600m **42.76** (25.92) 3  
 FINISH **1:11.53** (28.77) 6

## 1. Ignaz GSCHWENTNER - AUT

200m **17.27** (17.27) 15  
 600m **44.29** (27.02) 20  
 FINISH **1:14.74** (30.44) 34

## 38. Byeong Hun LEE - KOR

200m **16.85** (16.85) 6  
 600m **43.09** (26.24) 6  
 FINISH **1:12.57** (29.48) 14

## 61. Pavel TARAN - RUS

200m **17.70** (17.70) 27  
 600m **44.19** (26.49) 19  
 FINISH **1:12.23** (28.03) 10

## 60. Timur KARAMOV - RUS

200m **17.02** (17.02) 10  
 600m **43.87** (26.85) 15  
 FINISH **1:16.24** (32.37) 42

## 24. Dennis LEDERER - GER

200m **17.36** (17.36) 18  
 600m **44.50** (27.14) 23  
 FINISH **1:14.54** (30.04) 29

## 2. Gabriel ODOR - AUT

200m **17.33** (17.33) 16  
 600m **44.01** (26.68) 18  
 FINISH **1:12.23** (28.22) 10

## 59. Stepan CHISTIYAKOV - RUS

200m **17.18** (17.18) 12  
 600m **43.35** (26.17) 9  
 FINISH **1:11.22** (27.87) 5

## 22. Moritz KLEIN - GER

200m **17.26** (17.26) 14  
 600m **43.53** (26.27) 11  
 FINISH **1:12.71** (29.18) 16

## 65. Jordan STOLZ - USA

200m **17.69** (17.69) 26  
 600m **44.97** (27.28) 28  
 FINISH **1:14.53** (29.56) 28

## 36. Sang Hyeok CHO - KOR

200m **16.86** (16.86) 8  
 600m **42.90** (26.04) 4  
 FINISH **1:10.94** (28.04) 2

## 29. Katsuhiko KURATSUBO - JPN

200m **16.53** (16.53) 1  
 600m **42.31** (25.78) 1  
 FINISH **1:10.95** (28.64) 3

**21** 42. Kai IN 'T VELD - NED  
 200m **17.61** (17.61) 22  
 600m **43.97** (26.36) 17  
 FINISH **1:12.55** (28.58) 13

**22** 31. Wataru MORISHIGE - JPN  
 200m **16.56** (16.56) 2  
 600m **42.52** (25.96) 2  
 FINISH **1:11.21** (28.69) 4

**23** 9. Hubert MARCOTTE - CAN  
 200m **17.36** (17.36) 18  
 600m **43.79** (26.43) 14  
 FINISH **1:12.18** (28.39) 9

10. Frank ROTH - CAN  
 200m **16.98** (16.98) 9  
 600m **43.04** (26.06) 5  
 FINISH **1:11.84** (28.80) 8

17. Nil LLOP - ESP  
 200m **17.07** (17.07) 11  
 600m **43.60** (26.53) 12  
 FINISH **1:12.97** (29.37) 18

39. Sang Hun OH - KOR  
 200m **16.78** (16.78) 3  
 600m **43.21** (26.43) 8  
 FINISH **1:12.80** (29.59) 17



# WORLD JUNIOR SPEED SKATING CHAMPIONSHIPS

ISU WORLD JUNIOR SPEED SKATING CHAMPIONSHIPS 2020  
Arena Lodowa - Tomaszów Mazowiecki (POL) / 21 -23 February 2020

## 6. RESULT MEN 1000m Saturday, 22 February 2020

Rnk	Nr	Name	Country	Pair	Lane	Time	Behind	Points
1	47	Peder KONGSHAUG	NOR	16	In	<b>1:10.81</b>		<b>35.405</b>
2	36	Sang Hyeok CHO	KOR	19	Out	<b>1:10.94</b>	0.13	<b>35.470</b>
3	29	Katsuhiko KURATSUBO	JPN	20	Out	<b>1:10.95</b>	0.14	<b>35.475</b>
4	31	Wataru MORISHIGE	JPN	22	In	<b>1:11.21</b>	0.40	<b>35.605</b>
5	59	Stepan CHISTIYAKOV	RUS	16	Out	<b>1:11.22</b>	0.41	<b>35.610</b>
6	58	Artem AREFYEV	RUS	20	In	<b>1:11.53</b>	0.72	<b>35.765</b>
7	41	Jarle GERRITS	NED	14	In	<b>1:11.78</b>	0.97	<b>35.890</b>
8	10	Frank ROTH	CAN	21	Out	<b>1:11.84</b>	1.03	<b>35.920</b>
9	9	Hubert MARCOTTE	CAN	23	In	<b>1:12.18</b>	1.37	<b>36.090</b>
10	61	Pavel TARAN	RUS	12	Out	<b>1:12.23(1)</b>	1.42	<b>36.115</b>
11	2	Gabriel ODOR	AUT	15	Out	<b>1:12.23(3)</b>	1.42	<b>36.115</b>
12	37	Jaewon CHUNG	KOR	18	In	<b>1:12.45</b>	1.64	<b>36.225</b>
13	42	Kai IN 'T VELD	NED	21	In	<b>1:12.55</b>	1.74	<b>36.275</b>
14	38	Byeong Hun LEE	KOR	11	Out	<b>1:12.57</b>	1.76	<b>36.285</b>
15	20	Peter RICHES	GBR	8	In	<b>1:12.61</b>	1.80	<b>36.305</b>
16	22	Moritz KLEIN	GER	17	Out	<b>1:12.71</b>	1.90	<b>36.355</b>
17	39	Sang Hun OH	KOR	23	Out	<b>1:12.80</b>	1.99	<b>36.400</b>
18	17	Nil LLOP	ESP	22	Out	<b>1:12.97</b>	2.16	<b>36.485</b>
19	50	Kasper TVETER	NOR	10	In	<b>1:13.20</b>	2.39	<b>36.600</b>
20	7	Cedrick BRUNET	CAN	17	In	<b>1:13.35</b>	2.54	<b>36.675</b>
21	4	Uladzislau HAPON	BLR	8	Out	<b>1:13.41</b>	2.60	<b>36.705</b>
22	66	Jonathan TOBON	USA	13	In	<b>1:13.50</b>	2.69	<b>36.750</b>
23	45	Stefan WESTENBROEK	NED	15	In	<b>1:13.61</b>	2.80	<b>36.805</b>
24	62	Casey DAWSON	USA	19	In	<b>1:13.97</b>	3.16	<b>36.985</b>
25	46	Sander EITREM	NOR	7	In	<b>1:14.24</b>	3.43	<b>37.120</b>
26	54	Szymon WOJTAKOWSKI	POL	7	Out	<b>1:14.29</b>	3.48	<b>37.145</b>
27	19	Juuso LEHTONEN	FIN	5	Out	<b>1:14.33</b>	3.52	<b>37.165</b>
28	65	Jordan STOLZ	USA	18	Out	<b>1:14.53</b>	3.72	<b>37.265</b>
29	24	Dennis LEDERER	GER	14	Out	<b>1:14.54</b>	3.73	<b>37.270</b>
30	8	Jack DEIBERT	CAN	12	In	<b>1:14.64</b>	3.83	<b>37.320</b>
31	5	Raman MAKHAKHEI	BLR	9	In	<b>1:14.65</b>	3.84	<b>37.325</b>
32	48	Oddbjørn MELLESTRAND	NOR	4	In	<b>1:14.68</b>	3.87	<b>37.340</b>
33	53	Piotr NAŁĘCKI	POL	9	Out	<b>1:14.72</b>	3.91	<b>37.360</b>
34	1	Ignaz GSCHWENTNER	AUT	10	Out	<b>1:14.74</b>	3.93	<b>37.370</b>



Hosted by



Main Sponsor



Polska Grupa  
Energetyczna

Institutional Partners and Local Sponsors



Ministerstwo  
Sportu



Local Sponsor



Rnk	Nr	Name	Country	Pair	Lane	Time	Behind	Points
<b>35</b>	26	Nicky ROSANELLI	ITA	3	In	<b>1:14.88</b>	4.07	<b>37.440</b>
<b>36</b>	25	Thomas NADALINI	ITA	2	Out	<b>1:15.04</b>	4.23	<b>37.520</b>
<b>37</b>	64	Aidan LEWIS	USA	5	In	<b>1:15.08</b>	4.27	<b>37.540</b>
<b>38</b>	18	Joonas VALGE	EST	1	In	<b>1:15.13</b>	4.32	<b>37.565</b>
<b>39</b>	6	João Victor DA SILVA	BRA	6	In	<b>1:15.22</b>	4.41	<b>37.610</b>
<b>40</b>	21	Konstantin GOETZE	GER	11	In	<b>1:15.28</b>	4.47	<b>37.640</b>
<b>41</b>	51	Mikolaj JABLONSKI	POL	6	Out	<b>1:15.58</b>	4.77	<b>37.790</b>
<b>42</b>	60	Timur KARAMOV	RUS	13	Out	<b>1:16.24</b>	5.43	<b>38.120</b>
<b>43</b>	32	Nuraly AKZHOL	KAZ	3	Out	<b>1:16.51</b>	5.70	<b>38.255</b>
<b>44</b>	35	Altay ZHARDEMBEKULY	KAZ	4	Out	<b>1:17.04</b>	6.23	<b>38.520</b>
<b>45</b>	11	Vojtech HURDES	CZE	2	In	<b>1:17.70</b>	6.89	<b>38.850</b>

Referee: Daniel CABELDUC (SWE)

Starter: Kari HAUTAMAKI (FIN)

Start: 12:17 - End: 13:09

Temp: 14.1°C

Hum: 41%

Ice Temp: -6°C



Hosted by



Main Sponsor



Polska Grupa Energetyczna

Institutional Partners and Local Sponsors



Ministerstwo Sportu



Local Sponsor





# WORLD JUNIOR SPEED SKATING CHAMPIONSHIPS

ISU WORLD JUNIOR SPEED SKATING CHAMPIONSHIPS 2020  
Arena Lodowa - Tomaszów Mazowiecki (POL) / 21 -23 February 2020

## 7. RESULT BY PAIRS LADIES 3000m Saturday, 22 February 2020

Pair Inner Lane

Outer Lane

**1** 110. Veronika ANTOŠOVÁ - CZE

200m	<b>21.59</b>	(21.59)	22
600m	<b>55.86</b>	(34.27)	19
1000m	<b>1:31.06</b>	(35.20)	20
1400m	<b>2:07.68</b>	(36.62)	27
1800m	<b>2:45.23</b>	(37.55)	29
2200m	<b>3:23.94</b>	(38.71)	29
2600m	<b>4:03.66</b>	(39.72)	32
FINISH	<b>4:43.98</b>	(40.31)	32

153. Martyna BARAN - POL

200m			
600m			
1000m			
1400m			
1800m			
2200m			
2600m			
FINISH			DNS

**2** 166. Greta MYERS - USA

200m	<b>21.21</b>	(21.21)	13
600m	<b>56.25</b>	(35.04)	22
1000m	<b>1:32.71</b>	(36.46)	32
1400m	<b>2:09.71</b>	(37.00)	32
1800m	<b>2:46.78</b>	(37.07)	33
2200m	<b>3:24.16</b>	(37.38)	31
2600m	<b>4:02.03</b>	(37.87)	29
FINISH	<b>4:40.10</b>	(38.07)	29

109. Hee WON SON - CAN

200m			
600m			
1000m			
1400m			
1800m			
2200m			
2600m			
FINISH			DNS

**3** 149. Amalie HAUGLAND - NOR

200m	<b>21.55</b>	(21.55)	20
600m	<b>56.52</b>	(34.97)	24
1000m	<b>1:32.03</b>	(35.51)	28
1400m	<b>2:08.04</b>	(36.01)	29
1800m	<b>2:43.94</b>	(35.90)	26
2200m	<b>3:20.37</b>	(36.43)	26
2600m	<b>3:57.57</b>	(37.20)	26
FINISH	<b>4:34.96</b>	(37.39)	27

112. Katerina MACHÁČKOVÁ - CZE

200m	<b>21.54</b>	(21.54)	19
600m	<b>56.58</b>	(35.04)	25
1000m	<b>1:33.68</b>	(37.10)	33
1400m	<b>2:11.80</b>	(38.12)	34
1800m	<b>2:50.58</b>	(38.78)	34
2200m	<b>3:29.78</b>	(39.20)	34
2600m	<b>4:09.73</b>	(39.95)	34
FINISH	<b>4:48.98</b>	(39.26)	34

**4** 152. Arwen SZYGENDA - NOR

200m	<b>21.75</b>	(21.75)	26
600m	<b>56.62</b>	(34.87)	26
1000m	<b>1:32.35</b>	(35.73)	31
1400m	<b>2:08.72</b>	(36.37)	30
1800m	<b>2:46.72</b>	(38.00)	32
2200m	<b>3:26.16</b>	(39.44)	33
2600m	<b>4:06.08</b>	(39.92)	33
FINISH	<b>4:42.03</b>	(38.50)	30

154. Marta DOBROWOLSKA - POL

200m	<b>21.60</b>	(21.60)	23
600m	<b>55.92</b>	(34.32)	21
1000m	<b>1:31.66</b>	(35.74)	23
1400m	<b>2:07.21</b>	(35.55)	23
1800m	<b>2:44.38</b>	(37.17)	28
2200m	<b>3:23.14</b>	(38.76)	28
2600m	<b>4:02.91</b>	(39.77)	30
FINISH	<b>4:44.59</b>	(39.11)	33

**5** 105. Karyna SHYPULIA - BLR

200m	<b>21.84</b>	(21.84)	27
600m	<b>56.68</b>	(34.84)	27
1000m	<b>1:31.21</b>	(34.53)	21
1400m	<b>2:07.25</b>	(36.04)	24
1800m	<b>2:42.80</b>	(35.55)	23
2200m	<b>3:19.78</b>	(36.98)	23
2600m	<b>3:56.73</b>	(36.95)	24
FINISH	<b>4:33.96</b>	(37.22)	24

134. Alina DAURANOVA - KAZ

200m	<b>21.56</b>	(21.56)	21
600m	<b>55.89</b>	(34.33)	20
1000m	<b>1:31.62</b>	(35.73)	22
1400m	<b>2:07.29</b>	(35.67)	25
1800m	<b>2:43.77</b>	(36.48)	24
2200m	<b>3:20.08</b>	(36.31)	24
2600m	<b>3:56.74</b>	(36.66)	25
FINISH	<b>4:32.49</b>	(35.76)	23



**6** 114. Natascha LINDENSKOV - DEN

200m	<b>22.03</b>	(22.03)	29
600m	<b>56.78</b>	(34.75)	29
1000m	<b>1:32.34</b>	(35.56)	30
1400m	<b>2:08.77</b>	(36.43)	31
1800m	<b>2:46.42</b>	(37.65)	30
2200m	<b>3:24.81</b>	(38.39)	32
2600m	<b>4:03.43</b>	(38.62)	31
FINISH	<b>4:42.67</b>	(39.24)	31

**7** 155. Kaja GAJEWSKA - POL

200m	<b>21.09</b>	(21.09)	11
600m	<b>54.36</b>	(33.27)	12
1000m	<b>1:27.94</b>	(33.58)	12
1400m	<b>2:02.97</b>	(35.03)	13
1800m	<b>2:38.67</b>	(35.70)	14
2200m	<b>3:15.78</b>	(37.11)	17
2600m	<b>3:53.53</b>	(37.75)	20
FINISH	<b>4:32.36</b>	(38.82)	22

**8** 106. Emmanuelle COTE - CAN

200m	<b>22.60</b>	(22.60)	31
600m	<b>57.52</b>	(34.92)	34
1000m	<b>1:33.75</b>	(36.23)	34
1400m	<b>2:10.58</b>	(36.83)	33
1800m	<b>2:46.62</b>	(36.04)	31
2200m	<b>3:24.00</b>	(37.38)	30
2600m	<b>4:01.50</b>	(37.50)	28
FINISH	<b>4:39.52</b>	(38.01)	28

**9** 111. Zuzana KURŠOVÁ - CZE

200m	<b>22.40</b>	(22.40)	30
600m	<b>57.07</b>	(34.67)	30
1000m	<b>1:31.76</b>	(34.69)	25
1400m	<b>2:07.57</b>	(35.81)	26
1800m	<b>2:43.77</b>	(36.20)	24
2200m	<b>3:20.80</b>	(37.03)	27
2600m	<b>3:57.98</b>	(37.18)	27
FINISH	<b>4:34.84</b>	(36.86)	26

**10** 167. Abigail SORENSON - USA

200m	<b>21.69</b>	(21.69)	24
600m	<b>54.11</b>	(32.42)	10
1000m	<b>1:27.21</b>	(33.10)	10
1400m	<b>2:02.50</b>	(35.29)	12
1800m	<b>2:38.67</b>	(36.17)	14
2200m	<b>3:16.29</b>	(37.62)	18
2600m	<b>3:55.07</b>	(38.78)	22
FINISH	<b>4:34.63</b>	(39.56)	25

**11** 164. Giorgia BIRKELAND - USA

200m	<b>22.68</b>	(22.68)	32
600m	<b>57.25</b>	(34.57)	32
1000m	<b>1:32.15</b>	(34.90)	29
1400m	<b>2:08.03</b>	(35.88)	28
1800m	<b>2:43.98</b>	(35.95)	27
2200m	<b>3:20.19</b>	(36.21)	25
2600m	<b>3:56.59</b>	(36.40)	23
FINISH	<b>4:32.34</b>	(35.75)	21

## 124. Tara DONOGHUE - IRL

200m	<b>21.96</b>	(21.96)	28
600m	<b>56.70</b>	(34.74)	28
1000m	<b>1:31.71</b>	(35.01)	24
1400m	<b>2:06.51</b>	(34.80)	20
1800m	<b>2:41.28</b>	(34.77)	20
2200m	<b>3:16.33</b>	(35.05)	19
2600m	<b>3:52.33</b>	(36.00)	17
FINISH	<b>4:29.54</b>	(37.24)	18

## 148. Marte Bjerkreim FURNEE - NOR

200m	<b>21.28</b>	(21.28)	15
600m	<b>54.55</b>	(33.27)	13
1000m	<b>1:28.97</b>	(34.42)	14
1400m	<b>2:03.91</b>	(34.94)	15
1800m	<b>2:39.43</b>	(35.52)	18
2200m	<b>3:15.10</b>	(35.67)	16
2600m	<b>3:51.34</b>	(36.24)	15
FINISH	<b>4:27.94</b>	(36.60)	15

## 151. Julie Berg SJØBREND - NOR

200m	<b>21.73</b>	(21.73)	25
600m	<b>56.26</b>	(34.53)	23
1000m	<b>1:30.65</b>	(34.39)	19
1400m	<b>2:05.18</b>	(34.53)	19
1800m	<b>2:40.53</b>	(35.35)	19
2200m	<b>3:16.76</b>	(36.23)	20
2600m	<b>3:53.83</b>	(37.07)	21
FINISH	<b>4:31.70</b>	(37.87)	20

## 141. Chaewon PARK - KOR

200m	<b>22.73</b>	(22.73)	34
600m	<b>57.15</b>	(57.15)	31
1000m	<b>1:31.76</b>	(34.61)	25
1400m	<b>2:06.55</b>	(34.79)	21
1800m	<b>2:41.96</b>	(35.41)	21
2200m	<b>3:17.40</b>	(35.44)	22
2600m	<b>3:52.90</b>	(35.50)	18
FINISH	<b>4:28.64</b>	(35.75)	17

## 156. Natalia JABRZYK - POL

200m	<b>20.89</b>	(20.89)	8
600m	<b>53.08</b>	(32.19)	5
1000m	<b>1:26.44</b>	(33.36)	5
1400m	<b>2:00.62</b>	(34.18)	6
1800m	<b>2:35.64</b>	(35.02)	6
2200m	<b>3:11.85</b>	(36.21)	8
2600m	<b>3:49.18</b>	(37.33)	11
FINISH	<b>4:27.06</b>	(37.88)	14

## 107. Laura HALL - CAN

200m	<b>22.71</b>	(22.71)	33
600m	<b>57.41</b>	(34.70)	33
1000m	<b>1:31.99</b>	(34.58)	27
1400m	<b>2:06.79</b>	(34.80)	22
1800m	<b>2:42.04</b>	(35.25)	22
2200m	<b>3:17.25</b>	(35.21)	21
2600m	<b>3:53.34</b>	(36.09)	19
FINISH	<b>4:29.79</b>	(36.45)	19

**12** 138. Soomin KANG - KOR

200m	<b>21.05</b>	(21.05)	10
600m	<b>54.25</b>	(33.20)	11
1000m	<b>1:27.79</b>	(33.54)	11
1400m	<b>2:02.08</b>	(34.29)	10
1800m	<b>2:37.00</b>	(34.92)	10
2200m	<b>3:12.23</b>	(35.23)	9
2600m	<b>3:47.07</b>	(34.84)	8
FINISH	<b>4:21.67</b>	(34.60)	5

**13** 128. Ayuri FUKUOKA - JPN

200m	<b>20.61</b>	(20.61)	2
600m	<b>52.90</b>	(32.29)	3
1000m	<b>1:25.71</b>	(32.81)	2
1400m	<b>1:59.56</b>	(33.85)	3
1800m	<b>2:34.71</b>	(35.15)	5
2200m	<b>3:10.10</b>	(35.39)	5
2600m	<b>3:45.78</b>	(35.68)	5
FINISH	<b>4:22.02</b>	(36.24)	6

**14** 129. Momoka HORIKAWA - JPN

200m	<b>20.65</b>	(20.65)	4
600m	<b>52.46</b>	(31.81)	1
1000m	<b>1:25.31</b>	(32.85)	1
1400m	<b>1:59.05</b>	(33.74)	2
1800m	<b>2:32.65</b>	(33.60)	2
2200m	<b>3:06.69</b>	(34.04)	2
2600m	<b>3:41.50</b>	(34.81)	2
FINISH	<b>4:17.46</b>	(35.96)	2

**15** 130. Rin KOSAKA - JPN

200m	<b>20.95</b>	(20.95)	9
600m	<b>53.65</b>	(32.70)	9
1000m	<b>1:27.04</b>	(33.39)	7
1400m	<b>2:01.06</b>	(34.02)	8
1800m	<b>2:35.79</b>	(34.73)	8
2200m	<b>3:11.02</b>	(35.23)	7
2600m	<b>3:46.80</b>	(35.78)	7
FINISH	<b>4:23.09</b>	(36.29)	8

**16** 140. Sol LEE - KOR

200m	<b>21.28</b>	(21.28)	15
600m	<b>55.01</b>	(33.73)	16
1000m	<b>1:29.25</b>	(34.24)	16
1400m	<b>2:04.08</b>	(34.83)	18
1800m	<b>2:38.49</b>	(34.41)	13
2200m	<b>3:13.62</b>	(35.13)	12
2600m	<b>3:48.62</b>	(35.00)	9
FINISH	<b>4:23.46</b>	(34.84)	9

**17** 146. Robin GROOT - NED

200m	<b>20.66</b>	(20.66)	6
600m	<b>53.00</b>	(32.34)	4
1000m	<b>1:25.79</b>	(32.79)	3
1400m	<b>1:58.68</b>	(32.89)	1
1800m	<b>2:31.97</b>	(33.29)	1
2200m	<b>3:05.65</b>	(33.68)	1
2600m	<b>3:39.44</b>	(33.79)	1
FINISH	<b>4:13.55</b>	(34.11)	1

## 125. Federica MAFFEI - ITA

200m	<b>21.47</b>	(21.47)	18
600m	<b>55.11</b>	(33.64)	17
1000m	<b>1:29.33</b>	(34.22)	17
1400m	<b>2:03.49</b>	(34.16)	14
1800m	<b>2:38.39</b>	(34.90)	12
2200m	<b>3:13.66</b>	(35.27)	13
2600m	<b>3:49.32</b>	(35.66)	12
FINISH	<b>4:25.14</b>	(35.82)	11

## 147. Femke KOK - NED

200m	<b>20.82</b>	(20.82)	7
600m	<b>53.26</b>	(32.44)	7
1000m	<b>1:27.07</b>	(33.81)	8
1400m	<b>2:01.21</b>	(34.14)	9
1800m	<b>2:35.73</b>	(34.52)	7
2200m	<b>3:10.36</b>	(34.63)	6
2600m	<b>3:45.87</b>	(35.51)	6
FINISH	<b>4:21.61</b>	(35.73)	4

## 159. Elizaveta AGAFOSHINA - RUS

200m	<b>20.65</b>	(20.65)	4
600m	<b>53.15</b>	(32.50)	6
1000m	<b>1:26.94</b>	(33.79)	6
1400m	<b>2:00.95</b>	(34.01)	7
1800m	<b>2:36.37</b>	(35.42)	9
2200m	<b>3:12.78</b>	(36.41)	11
2600m	<b>3:49.95</b>	(37.17)	14
FINISH	<b>4:27.05</b>	(37.10)	13

## 108. Alexa SCOTT - CAN

200m	<b>21.25</b>	(21.25)	14
600m	<b>54.61</b>	(33.36)	14
1000m	<b>1:28.08</b>	(33.47)	13
1400m	<b>2:02.27</b>	(34.19)	11
1800m	<b>2:37.20</b>	(34.93)	11
2200m	<b>3:12.68</b>	(35.48)	10
2600m	<b>3:48.84</b>	(36.16)	10
FINISH	<b>4:25.08</b>	(36.25)	10

## 121. Victoria STIRNEMANN - GER

200m	<b>21.16</b>	(21.16)	12
600m	<b>55.15</b>	(33.99)	18
1000m	<b>1:29.71</b>	(34.56)	18
1400m	<b>2:03.91</b>	(34.20)	15
1800m	<b>2:38.99</b>	(35.08)	16
2200m	<b>3:14.07</b>	(35.08)	14
2600m	<b>3:49.94</b>	(35.87)	13
FINISH	<b>4:25.77</b>	(35.83)	12

## 161. Anastasiia GRIGOREVA - RUS

200m	<b>20.64</b>	(20.64)	3
600m	<b>53.34</b>	(32.70)	8
1000m	<b>1:27.08</b>	(33.74)	9
1400m	<b>2:00.47</b>	(33.39)	5
1800m	<b>2:33.94</b>	(33.47)	3
2200m	<b>3:08.40</b>	(34.46)	3
2600m	<b>3:44.14</b>	(35.74)	4
FINISH	<b>4:22.10</b>	(37.97)	7

**18** 127. Laura PEVERI - ITA

200m	<b>21.31</b>	(21.31)	17
600m	<b>54.85</b>	(33.54)	15
1000m	<b>1:29.18</b>	(34.33)	15
1400m	<b>2:03.98</b>	(34.80)	17
1800m	<b>2:39.02</b>	(35.04)	17
2200m	<b>3:14.60</b>	(35.58)	15
2600m	<b>3:51.43</b>	(36.83)	16
FINISH	<b>4:28.62</b>	(37.19)	16

## 143. Merel CONIJN - NED

200m	<b>20.48</b>	(20.48)	1
600m	<b>52.59</b>	(32.11)	2
1000m	<b>1:25.80</b>	(33.21)	4
1400m	<b>1:59.88</b>	(34.08)	4
1800m	<b>2:34.19</b>	(34.31)	4
2200m	<b>3:08.93</b>	(34.74)	4
2600m	<b>3:43.97</b>	(35.04)	3
FINISH	<b>4:18.79</b>	(34.81)	3



# WORLD JUNIOR SPEED SKATING CHAMPIONSHIPS

ISU WORLD JUNIOR SPEED SKATING CHAMPIONSHIPS 2020  
Arena Lodowa - Tomaszów Mazowiecki (POL) / 21 -23 February 2020

## 7. RESULT LADIES 3000m Saturday, 22 February 2020

Rnk	Nr	Name	Country	Pair	Lane	Time	Behind	Points
1	146	Robin GROOT	NED	17	In	4:13.55		42.258
2	129	Momoka HORIKAWA	JPN	14	In	4:17.46	3.91	42.910
3	143	Merel CONIJN	NED	18	Out	4:18.79	5.24	43.131
4	147	Femke KOK	NED	13	Out	4:21.61	8.06	43.601
5	138	Soomin KANG	KOR	12	In	4:21.67	8.12	43.611
6	128	Ayuri FUKUOKA	JPN	13	In	4:22.02	8.47	43.670
7	161	Anastasiia GRIGOREVA	RUS	17	Out	4:22.10	8.55	43.683
8	130	Rin KOSAKA	JPN	15	In	4:23.09	9.54	43.848
9	140	Sol LEE	KOR	16	In	4:23.46	9.91	43.910
10	108	Alexa SCOTT	CAN	15	Out	4:25.08	11.53	44.180
11	125	Federica MAFFEI	ITA	12	Out	4:25.14	11.59	44.190
12	121	Victoria STIRNEMANN	GER	16	Out	4:25.77	12.22	44.295
13	159	Elizaveta AGAFOSHINA	RUS	14	Out	4:27.05	13.50	44.508
14	156	Natalia JABRZYK	POL	10	Out	4:27.06	13.51	44.510
15	148	Marte Bjerkreim FURNEE	NOR	7	Out	4:27.94	14.39	44.656
16	127	Laura PEVERI	ITA	18	In	4:28.62	15.07	44.770
17	141	Chaewon PARK	KOR	9	Out	4:28.64	15.09	44.773
18	124	Tara DONOGHUE	IRL	6	Out	4:29.54	15.99	44.923
19	107	Laura HALL	CAN	11	Out	4:29.79	16.24	44.965
20	151	Julie Berg SJØBREND	NOR	8	Out	4:31.70	18.15	45.283
21	164	Giorgia BIRKELAND	USA	11	In	4:32.34	18.79	45.390
22	155	Kaja GAJEWSKA	POL	7	In	4:32.36	18.81	45.393
23	134	Alina DAURANOVA	KAZ	5	Out	4:32.49	18.94	45.415
24	105	Karyna SHYPULIA	BLR	5	In	4:33.96	20.41	45.660
25	167	Abigail SORENSON	USA	10	In	4:34.63	21.08	45.771
26	111	Zuzana KURŠOVÁ	CZE	9	In	4:34.84	21.29	45.806
27	149	Amalie HAUGLAND	NOR	3	In	4:34.96	21.41	45.826
28	106	Emmanuelle COTE	CAN	8	In	4:39.52	25.97	46.586
29	166	Greta MYERS	USA	2	In	4:40.10	26.55	46.683
30	152	Arwen SZYGENDA	NOR	4	In	4:42.03	28.48	47.005
31	114	Natascha LINDENSKOV	DEN	6	In	4:42.67	29.12	47.111
32	110	Veronika ANTOŠOVÁ	CZE	1	In	4:43.98	30.43	47.330
33	154	Marta DOBROWOLSKA	POL	4	Out	4:44.59	31.04	47.431
34	112	Katerina MACHÁČKOVÁ	CZE	3	Out	4:48.98	35.43	48.163



Hosted by



Main Sponsor



Polska Grupa Energetyczna

Institutional Partners and Local Sponsors



Ministerstwo Sportu



Local Sponsor



Rnk	Nr	Name	Country	Pair	Lane	Time	Behind	Points
-	153	Martyna BARAN	POL	1	Out	<b>DNS</b>		-
-	109	Hee WON SON	CAN	2	Out	<b>DNS</b>		-

Referee: Hanjo HEIDEMAN (NED)  
 Starter: Roman DANILOV (RUS)  
 Start: 13:35 - End: 14:27  
 Temp: 14.3°C  
 Hum: 42%  
 Ice Temp: -6.2°C



Hosted by



Main Sponsor



Institutional Partners and Local Sponsors



Ministerstwo Sportu



Local Sponsor





# WORLD JUNIOR SPEED SKATING CHAMPIONSHIPS

ISU WORLD JUNIOR SPEED SKATING CHAMPIONSHIPS 2020  
Arena Lodowa - Tomaszów Mazowiecki (POL) / 21 -23 February 2020

## 8. RESULT BY PAIRS MEN 5000m Saturday, 22 February 2020

Pair Inner Lane

Outer Lane

### 1 50. Kasper TVETER - NOR

200m	<b>20.51</b>	(20.51)	17
600m	<b>53.57</b>	(33.06)	19
1000m	<b>1:27.07</b>	(33.50)	22
1400m	<b>2:00.22</b>	(33.15)	22
1800m	<b>2:32.90</b>	(32.68)	22
2200m	<b>3:05.76</b>	(32.86)	22
2600m	<b>3:38.76</b>	(33.00)	22
3000m	<b>4:12.07</b>	(33.31)	20
3400m	<b>4:45.84</b>	(33.77)	20
3800m	<b>5:20.26</b>	(34.42)	21
4200m	<b>5:54.72</b>	(34.46)	21
4600m	<b>6:29.01</b>	(34.29)	21
FINISH	<b>7:03.11</b>	(34.10)	DQ

### 2 7. Cedrick BRUNET - CAN

200m	<b>20.37</b>	(20.37)	13
600m	<b>53.79</b>	(33.42)	21
1000m	<b>1:27.95</b>	(34.16)	24
1400m	<b>2:02.36</b>	(34.41)	24
1800m	<b>2:36.48</b>	(34.12)	24
2200m	<b>3:11.42</b>	(34.94)	24
2600m	<b>3:46.69</b>	(35.27)	24
3000m	<b>4:22.56</b>	(35.87)	24
3400m	<b>4:58.80</b>	(36.24)	24
3800m	<b>5:35.50</b>	(36.70)	24
4200m	<b>6:12.34</b>	(36.84)	24
4600m	<b>6:49.40</b>	(37.06)	24
FINISH	<b>7:27.19</b>	(37.78)	24

### 3 13. Lukás STEKLÝ - CZE

200m	<b>20.13</b>	(20.13)	8
600m	<b>52.62</b>	(32.49)	16
1000m	<b>1:25.22</b>	(32.60)	20
1400m	<b>1:58.11</b>	(32.89)	20
1800m	<b>2:31.02</b>	(32.91)	20
2200m	<b>3:04.39</b>	(33.37)	20
2600m	<b>3:37.94</b>	(33.55)	19
3000m	<b>4:10.98</b>	(33.04)	19
3400m	<b>4:43.89</b>	(32.91)	18
3800m	<b>5:16.78</b>	(32.89)	18
4200m	<b>5:50.10</b>	(33.32)	17
4600m	<b>6:24.02</b>	(33.92)	17
FINISH	<b>6:57.57</b>	(33.55)	17

### 59. Stepan CHISTIYAKOV - RUS

200m	<b>19.22</b>	(19.22)	1
600m	<b>50.37</b>	(31.15)	2
1000m	<b>1:22.01</b>	(31.64)	3
1400m	<b>1:53.87</b>	(31.86)	4
1800m	<b>2:26.12</b>	(32.25)	7
2200m	<b>2:58.24</b>	(32.12)	7
2600m	<b>3:30.37</b>	(32.13)	6
3000m	<b>4:02.44</b>	(32.07)	7
3400m	<b>4:34.55</b>	(32.11)	8
3800m	<b>5:06.66</b>	(32.11)	8
4200m	<b>5:39.08</b>	(32.42)	7
4600m	<b>6:11.32</b>	(32.24)	6
FINISH	<b>6:43.65</b>	(32.32)	5

### 48. Oddbjørn MELLEMSTRAND - NOR

200m	<b>20.36</b>	(20.36)	12
600m	<b>52.30</b>	(31.94)	15
1000m	<b>1:25.18</b>	(32.88)	19
1400m	<b>1:57.97</b>	(32.79)	19
1800m	<b>2:30.96</b>	(32.99)	19
2200m	<b>3:03.56</b>	(32.60)	17
2600m	<b>3:36.33</b>	(32.77)	16
3000m	<b>4:09.12</b>	(32.79)	15
3400m	<b>4:41.76</b>	(32.64)	14
3800m	<b>5:14.38</b>	(32.62)	13
4200m	<b>5:47.27</b>	(32.89)	13
4600m	<b>6:20.07</b>	(32.80)	13
FINISH	<b>6:53.28</b>	(33.21)	13

## 4 40. Jaewan SHIN - KOR

200m	<b>20.43</b>	(20.43)	16
600m	<b>51.73</b>	(31.30)	7
1000m	<b>1:23.28</b>	(31.55)	9
1400m	<b>1:55.23</b>	(31.95)	9
1800m	<b>2:27.50</b>	(32.27)	11
2200m	<b>2:59.51</b>	(32.01)	13
2600m	<b>3:31.58</b>	(32.07)	13
3000m	<b>4:03.73</b>	(32.15)	12
3400m	<b>4:35.83</b>	(32.10)	12
3800m	<b>5:08.28</b>	(32.45)	12
4200m	<b>5:41.21</b>	(32.93)	12
4600m	<b>6:14.70</b>	(33.49)	12
FINISH	<b>6:48.12</b>	(33.42)	12

## 5 21. Konstantin GOETZE - GER

200m	<b>20.20</b>	(20.20)	9
600m	<b>52.27</b>	(32.07)	13
1000m	<b>1:24.76</b>	(32.49)	15
1400m	<b>1:57.78</b>	(33.02)	18
1800m	<b>2:30.48</b>	(32.70)	16
2200m	<b>3:03.84</b>	(33.36)	18
2600m	<b>3:36.58</b>	(32.74)	17
3000m	<b>4:09.34</b>	(32.76)	16
3400m	<b>4:42.07</b>	(32.73)	16
3800m	<b>5:14.81</b>	(32.74)	14
4200m	<b>5:47.77</b>	(32.96)	14
4600m	<b>6:21.32</b>	(33.55)	14
FINISH	<b>6:54.78</b>	(33.46)	14

## 6 66. Jonathan TOBON - USA

200m	<b>20.93</b>	(20.93)	21
600m	<b>53.69</b>	(32.76)	20
1000m	<b>1:26.19</b>	(32.50)	21
1400m	<b>1:58.91</b>	(32.72)	21
1800m	<b>2:31.60</b>	(32.69)	21
2200m	<b>3:05.14</b>	(33.54)	21
2600m	<b>3:38.66</b>	(33.52)	21
3000m	<b>4:12.36</b>	(33.70)	21
3400m	<b>4:46.18</b>	(33.82)	21
3800m	<b>5:19.88</b>	(33.70)	20
4200m	<b>5:54.01</b>	(34.13)	19
4600m	<b>6:27.87</b>	(33.86)	20
FINISH	<b>7:01.90</b>	(34.03)	20

## 7 46. Sander EITREM - NOR

200m	<b>20.76</b>	(20.76)	20
600m	<b>52.10</b>	(31.34)	11
1000m	<b>1:23.76</b>	(31.66)	12
1400m	<b>1:55.51</b>	(31.75)	10
1800m	<b>2:27.26</b>	(31.75)	10
2200m	<b>2:58.91</b>	(31.65)	9
2600m	<b>3:30.64</b>	(31.73)	8
3000m	<b>4:02.86</b>	(32.22)	10
3400m	<b>4:34.92</b>	(32.06)	10
3800m	<b>5:07.70</b>	(32.78)	10
4200m	<b>5:40.70</b>	(33.00)	10
4600m	<b>6:14.05</b>	(33.35)	11
FINISH	<b>6:47.54</b>	(33.49)	10

## 64. Aidan LEWIS - USA

200m	<b>20.71</b>	(20.71)	19
600m	<b>51.34</b>	(30.63)	5
1000m	<b>1:23.18</b>	(31.84)	8
1400m	<b>1:55.80</b>	(32.62)	13
1800m	<b>2:28.62</b>	(32.82)	14
2200m	<b>3:02.00</b>	(33.38)	14
2600m	<b>3:35.81</b>	(33.81)	14
3000m	<b>4:10.19</b>	(34.38)	18
3400m	<b>4:44.86</b>	(34.67)	19
3800m	<b>5:19.72</b>	(34.86)	19
4200m	<b>5:54.79</b>	(35.07)	22
4600m	<b>6:29.99</b>	(35.20)	22
FINISH	<b>7:05.03</b>	(35.04)	22

## 3. Jason SUTTELS - BEL

200m	<b>19.94</b>	(19.94)	5
600m	<b>51.85</b>	(31.91)	10
1000m	<b>1:24.76</b>	(32.91)	15
1400m	<b>1:57.62</b>	(32.86)	15
1800m	<b>2:30.54</b>	(32.92)	17
2200m	<b>3:03.54</b>	(33.00)	16
2600m	<b>3:36.76</b>	(33.22)	18
3000m	<b>4:09.74</b>	(32.98)	17
3400m	<b>4:42.93</b>	(33.19)	17
3800m	<b>5:16.07</b>	(33.14)	16
4200m	<b>5:49.69</b>	(33.62)	16
4600m	<b>6:22.97</b>	(33.28)	16
FINISH	<b>6:55.08</b>	(32.11)	15

## 10. Frank ROTH - CAN

200m	<b>20.60</b>	(20.60)	18
600m	<b>52.62</b>	(32.02)	16
1000m	<b>1:25.01</b>	(32.39)	18
1400m	<b>1:57.69</b>	(32.68)	16
1800m	<b>2:30.81</b>	(33.12)	18
2200m	<b>3:04.10</b>	(33.29)	19
2600m	<b>3:38.18</b>	(34.08)	20
3000m	<b>4:12.46</b>	(34.28)	22
3400m	<b>4:47.51</b>	(35.05)	22
3800m	<b>5:23.49</b>	(35.98)	23
4200m	<b>6:00.00</b>	(36.51)	23
4600m	<b>6:35.97</b>	(35.97)	23
FINISH	<b>7:12.78</b>	(36.81)	23

## 61. Pavel TARAN - RUS

200m	<b>20.06</b>	(20.06)	7
600m	<b>51.77</b>	(31.71)	8
1000m	<b>1:23.40</b>	(31.63)	10
1400m	<b>1:54.78</b>	(31.38)	8
1800m	<b>2:26.75</b>	(31.97)	8
2200m	<b>2:58.42</b>	(31.67)	8
2600m	<b>3:30.78</b>	(32.36)	9
3000m	<b>4:03.20</b>	(32.42)	11
3400m	<b>4:35.72</b>	(32.52)	11
3800m	<b>5:08.13</b>	(32.41)	11
4200m	<b>5:40.96</b>	(32.83)	11
4600m	<b>6:13.51</b>	(32.55)	9
FINISH	<b>6:44.47</b>	(30.96)	8

## 8 47. Peder KONGSHAUG - NOR

200m	<b>20.21</b>	(20.21)	10
600m	<b>52.66</b>	(32.45)	18
1000m	<b>1:24.54</b>	(31.88)	14
1400m	<b>1:56.11</b>	(31.57)	14
1800m	<b>2:27.74</b>	(31.63)	13
2200m	<b>2:59.32</b>	(31.58)	11
2600m	<b>3:31.08</b>	(31.76)	11
3000m	<b>4:02.80</b>	(31.72)	8
3400m	<b>4:34.63</b>	(31.83)	9
3800m	<b>5:06.94</b>	(32.31)	9
4200m	<b>5:39.24</b>	(32.30)	8
4600m	<b>6:11.51</b>	(32.27)	8
FINISH	<b>6:43.68</b>	(32.17)	6

## 9 30. Taiyo MORINO - JPN

200m	<b>19.64</b>	(19.64)	2
600m	<b>49.82</b>	(30.18)	1
1000m	<b>1:20.53</b>	(30.71)	1
1400m	<b>1:51.44</b>	(30.91)	1
1800m	<b>2:22.84</b>	(31.40)	1
2200m	<b>2:54.75</b>	(31.91)	1
2600m	<b>3:27.08</b>	(32.33)	1
3000m	<b>3:59.89</b>	(32.81)	2
3400m	<b>4:32.80</b>	(32.91)	3
3800m	<b>5:06.08</b>	(33.28)	7
4200m	<b>5:39.53</b>	(33.45)	9
4600m	<b>6:13.73</b>	(34.20)	10
FINISH	<b>6:47.60</b>	(33.88)	11

## 10 62. Casey DAWSON - USA

200m	<b>20.42</b>	(20.42)	15
600m	<b>52.14</b>	(31.72)	12
1000m	<b>1:24.06</b>	(31.92)	13
1400m	<b>1:55.67</b>	(31.61)	11
1800m	<b>2:26.95</b>	(31.28)	9
2200m	<b>2:58.97</b>	(32.02)	10
2600m	<b>3:30.48</b>	(31.51)	7
3000m	<b>4:01.97</b>	(31.49)	6
3400m	<b>4:33.28</b>	(31.31)	5
3800m	<b>5:04.89</b>	(31.61)	3
4200m	<b>5:36.30</b>	(31.41)	3
4600m	<b>6:07.95</b>	(31.65)	3
FINISH	<b>6:40.33</b>	(32.39)	3

## 11 9. Hubert MARCOTTE - CAN

200m	<b>20.97</b>	(20.97)	22
600m	<b>54.19</b>	(33.22)	22
1000m	<b>1:27.76</b>	(33.57)	23
1400m	<b>2:01.90</b>	(34.14)	23
1800m	<b>2:35.90</b>	(34.00)	23
2200m	<b>3:09.36</b>	(33.46)	23
2600m	<b>3:42.65</b>	(33.29)	23
3000m	<b>4:15.82</b>	(33.17)	23
3400m	<b>4:48.54</b>	(32.72)	23
3800m	<b>5:21.39</b>	(32.84)	22
4200m	<b>5:54.35</b>	(32.96)	20
4600m	<b>6:27.50</b>	(33.15)	19
FINISH	<b>7:00.84</b>	(33.34)	19

## 65. Jordan STOLZ - USA

200m			
600m			
1000m			
1400m			
1800m			
2200m			
2600m			
3000m			
3400m			
3800m			
4200m			
4600m			
FINISH			DNS

## 2. Gabriel ODOR - AUT

200m	<b>19.97</b>	(19.97)	6
600m	<b>51.38</b>	(31.41)	6
1000m	<b>1:22.74</b>	(31.36)	7
1400m	<b>1:54.08</b>	(31.34)	5
1800m	<b>2:25.56</b>	(31.48)	3
2200m	<b>2:57.17</b>	(31.61)	3
2600m	<b>3:29.08</b>	(31.91)	4
3000m	<b>4:00.99</b>	(31.91)	4
3400m	<b>4:33.02</b>	(32.03)	4
3800m	<b>5:05.26</b>	(32.24)	4
4200m	<b>5:37.99</b>	(32.73)	5
4600m	<b>6:11.48</b>	(33.49)	7
FINISH	<b>6:46.36</b>	(34.89)	9

## 28. Tsubasa HORIKAWA - JPN

200m	<b>19.83</b>	(19.83)	3
600m	<b>51.08</b>	(31.25)	4
1000m	<b>1:22.64</b>	(31.56)	6
1400m	<b>1:54.26</b>	(31.62)	7
1800m	<b>2:25.89</b>	(31.63)	6
2200m	<b>2:57.68</b>	(31.79)	5
2600m	<b>3:29.75</b>	(32.07)	5
3000m	<b>4:01.47</b>	(31.72)	5
3400m	<b>4:33.31</b>	(31.84)	6
3800m	<b>5:05.32</b>	(32.01)	5
4200m	<b>5:37.52</b>	(32.20)	4
4600m	<b>6:10.00</b>	(32.48)	4
FINISH	<b>6:42.78</b>	(32.78)	4

## 27. Motonaga ARITO - JPN

200m	<b>19.88</b>	(19.88)	4
600m	<b>50.69</b>	(30.81)	3
1000m	<b>1:22.15</b>	(31.46)	4
1400m	<b>1:53.69</b>	(31.54)	3
1800m	<b>2:25.81</b>	(32.12)	4
2200m	<b>2:58.12</b>	(32.31)	6
2600m	<b>3:31.20</b>	(33.08)	12
3000m	<b>4:04.95</b>	(33.75)	13
3400m	<b>4:40.21</b>	(35.25)	13
3800m	<b>5:16.26</b>	(36.05)	17
4200m	<b>5:52.60</b>	(36.34)	18
4600m	<b>6:26.60</b>	(34.00)	18
FINISH	<b>7:00.78</b>	(34.18)	18



**12** 43. Yves Cornelis VERGEER - NED

200m			
600m			
1000m	<b>1:22.23</b>	(82.23)	5
1400m	<b>1:54.24</b>	(32.01)	6
1800m	<b>2:25.81</b>	(31.57)	4
2200m	<b>2:57.55</b>	(31.74)	4
2600m	<b>3:29.01</b>	(31.46)	3
3000m	<b>4:00.75</b>	(31.74)	3
3400m	<b>4:32.39</b>	(31.64)	2
3800m	<b>5:03.75</b>	(31.36)	2
4200m	<b>5:35.07</b>	(31.32)	2
4600m	<b>6:06.77</b>	(31.70)	2
FINISH	<b>6:39.58</b>	(32.80)	2

**13** 37. Jaewon CHUNG - KOR

200m	<b>20.39</b>	(20.39)	14
600m	<b>51.80</b>	(31.41)	9
1000m	<b>1:23.70</b>	(31.90)	11
1400m	<b>1:55.78</b>	(32.08)	12
1800m	<b>2:27.60</b>	(31.82)	12
2200m	<b>2:59.39</b>	(31.79)	12
2600m	<b>3:31.06</b>	(31.67)	10
3000m	<b>4:02.85</b>	(31.79)	9
3400m	<b>4:34.36</b>	(31.51)	7
3800m	<b>5:06.05</b>	(31.69)	6
4200m	<b>5:38.00</b>	(31.95)	6
4600m	<b>6:10.61</b>	(32.61)	5
FINISH	<b>6:43.95</b>	(33.34)	7

## 57. Daniil ALDOSHKIN - RUS

200m			
600m			
1000m	<b>1:21.80</b>	(81.80)	2
1400m	<b>1:53.39</b>	(31.59)	2
1800m	<b>2:24.89</b>	(31.50)	2
2200m	<b>2:56.01</b>	(31.12)	2
2600m	<b>3:27.37</b>	(31.36)	2
3000m	<b>3:58.97</b>	(31.60)	1
3400m	<b>4:30.71</b>	(31.74)	1
3800m	<b>5:02.03</b>	(31.32)	1
4200m	<b>5:32.89</b>	(30.86)	1
4600m	<b>6:04.34</b>	(31.45)	1
FINISH	<b>6:36.17</b>	(31.83)	1

## 8. Jack DEIBERT - CAN

200m	<b>20.32</b>	(20.32)	11
600m	<b>52.29</b>	(31.97)	14
1000m	<b>1:24.89</b>	(32.60)	17
1400m	<b>1:57.74</b>	(32.85)	17
1800m	<b>2:30.36</b>	(32.62)	15
2200m	<b>3:03.07</b>	(32.71)	15
2600m	<b>3:36.15</b>	(33.08)	15
3000m	<b>4:08.96</b>	(32.81)	14
3400m	<b>4:41.93</b>	(32.97)	15
3800m	<b>5:15.12</b>	(33.19)	15
4200m	<b>5:48.51</b>	(33.39)	15
4600m	<b>6:21.97</b>	(33.46)	15
FINISH	<b>6:55.55</b>	(33.57)	16



# WORLD JUNIOR SPEED SKATING CHAMPIONSHIPS

ISU WORLD JUNIOR SPEED SKATING CHAMPIONSHIPS 2020  
Arena Lodowa - Tomaszów Mazowiecki (POL) / 21 -23 February 2020

## 8. RESULT BY PAIRS MEN 5000m Saturday, 22 February 2020

Pair Inner Lane

Outer Lane

### 1 50. Kasper TVETER - NOR

200m	<b>20.51</b>	(20.51)	17
600m	<b>53.57</b>	(33.06)	19
1000m	<b>1:27.07</b>	(33.50)	22
1400m	<b>2:00.22</b>	(33.15)	22
1800m	<b>2:32.90</b>	(32.68)	22
2200m	<b>3:05.76</b>	(32.86)	22
2600m	<b>3:38.76</b>	(33.00)	22
3000m	<b>4:12.07</b>	(33.31)	20
3400m	<b>4:45.84</b>	(33.77)	20
3800m	<b>5:20.26</b>	(34.42)	21
4200m	<b>5:54.72</b>	(34.46)	21
4600m	<b>6:29.01</b>	(34.29)	21
FINISH	<b>7:03.11</b>	(34.10)	DQ

### 2 7. Cedrick BRUNET - CAN

200m	<b>20.37</b>	(20.37)	13
600m	<b>53.79</b>	(33.42)	21
1000m	<b>1:27.95</b>	(34.16)	24
1400m	<b>2:02.36</b>	(34.41)	24
1800m	<b>2:36.48</b>	(34.12)	24
2200m	<b>3:11.42</b>	(34.94)	24
2600m	<b>3:46.69</b>	(35.27)	24
3000m	<b>4:22.56</b>	(35.87)	24
3400m	<b>4:58.80</b>	(36.24)	24
3800m	<b>5:35.50</b>	(36.70)	24
4200m	<b>6:12.34</b>	(36.84)	24
4600m	<b>6:49.40</b>	(37.06)	24
FINISH	<b>7:27.19</b>	(37.78)	24

### 3 13. Lukás STEKLÝ - CZE

200m	<b>20.13</b>	(20.13)	8
600m	<b>52.62</b>	(32.49)	16
1000m	<b>1:25.22</b>	(32.60)	20
1400m	<b>1:58.11</b>	(32.89)	20
1800m	<b>2:31.02</b>	(32.91)	20
2200m	<b>3:04.39</b>	(33.37)	20
2600m	<b>3:37.94</b>	(33.55)	19
3000m	<b>4:10.98</b>	(33.04)	19
3400m	<b>4:43.89</b>	(32.91)	18
3800m	<b>5:16.78</b>	(32.89)	18
4200m	<b>5:50.10</b>	(33.32)	17
4600m	<b>6:24.02</b>	(33.92)	17
FINISH	<b>6:57.57</b>	(33.55)	17

### 59. Stepan CHISTIYAKOV - RUS

200m	<b>19.22</b>	(19.22)	1
600m	<b>50.37</b>	(31.15)	2
1000m	<b>1:22.01</b>	(31.64)	3
1400m	<b>1:53.87</b>	(31.86)	4
1800m	<b>2:26.12</b>	(32.25)	7
2200m	<b>2:58.24</b>	(32.12)	7
2600m	<b>3:30.37</b>	(32.13)	6
3000m	<b>4:02.44</b>	(32.07)	7
3400m	<b>4:34.55</b>	(32.11)	8
3800m	<b>5:06.66</b>	(32.11)	8
4200m	<b>5:39.08</b>	(32.42)	7
4600m	<b>6:11.32</b>	(32.24)	6
FINISH	<b>6:43.65</b>	(32.32)	5

### 48. Oddbjørn MELLEMSTRAND - NOR

200m	<b>20.36</b>	(20.36)	12
600m	<b>52.30</b>	(31.94)	15
1000m	<b>1:25.18</b>	(32.88)	19
1400m	<b>1:57.97</b>	(32.79)	19
1800m	<b>2:30.96</b>	(32.99)	19
2200m	<b>3:03.56</b>	(32.60)	17
2600m	<b>3:36.33</b>	(32.77)	16
3000m	<b>4:09.12</b>	(32.79)	15
3400m	<b>4:41.76</b>	(32.64)	14
3800m	<b>5:14.38</b>	(32.62)	13
4200m	<b>5:47.27</b>	(32.89)	13
4600m	<b>6:20.07</b>	(32.80)	13
FINISH	<b>6:53.28</b>	(33.21)	13

## 4 40. Jaewan SHIN - KOR

200m	<b>20.43</b>	(20.43)	16
600m	<b>51.73</b>	(31.30)	7
1000m	<b>1:23.28</b>	(31.55)	9
1400m	<b>1:55.23</b>	(31.95)	9
1800m	<b>2:27.50</b>	(32.27)	11
2200m	<b>2:59.51</b>	(32.01)	13
2600m	<b>3:31.58</b>	(32.07)	13
3000m	<b>4:03.73</b>	(32.15)	12
3400m	<b>4:35.83</b>	(32.10)	12
3800m	<b>5:08.28</b>	(32.45)	12
4200m	<b>5:41.21</b>	(32.93)	12
4600m	<b>6:14.70</b>	(33.49)	12
FINISH	<b>6:48.12</b>	(33.42)	12

## 5 21. Konstantin GOETZE - GER

200m	<b>20.20</b>	(20.20)	9
600m	<b>52.27</b>	(32.07)	13
1000m	<b>1:24.76</b>	(32.49)	15
1400m	<b>1:57.78</b>	(33.02)	18
1800m	<b>2:30.48</b>	(32.70)	16
2200m	<b>3:03.84</b>	(33.36)	18
2600m	<b>3:36.58</b>	(32.74)	17
3000m	<b>4:09.34</b>	(32.76)	16
3400m	<b>4:42.07</b>	(32.73)	16
3800m	<b>5:14.81</b>	(32.74)	14
4200m	<b>5:47.77</b>	(32.96)	14
4600m	<b>6:21.32</b>	(33.55)	14
FINISH	<b>6:54.78</b>	(33.46)	14

## 6 66. Jonathan TOBON - USA

200m	<b>20.93</b>	(20.93)	21
600m	<b>53.69</b>	(32.76)	20
1000m	<b>1:26.19</b>	(32.50)	21
1400m	<b>1:58.91</b>	(32.72)	21
1800m	<b>2:31.60</b>	(32.69)	21
2200m	<b>3:05.14</b>	(33.54)	21
2600m	<b>3:38.66</b>	(33.52)	21
3000m	<b>4:12.36</b>	(33.70)	21
3400m	<b>4:46.18</b>	(33.82)	21
3800m	<b>5:19.88</b>	(33.70)	20
4200m	<b>5:54.01</b>	(34.13)	19
4600m	<b>6:27.87</b>	(33.86)	20
FINISH	<b>7:01.90</b>	(34.03)	20

## 7 46. Sander EITREM - NOR

200m	<b>20.76</b>	(20.76)	20
600m	<b>52.10</b>	(31.34)	11
1000m	<b>1:23.76</b>	(31.66)	12
1400m	<b>1:55.51</b>	(31.75)	10
1800m	<b>2:27.26</b>	(31.75)	10
2200m	<b>2:58.91</b>	(31.65)	9
2600m	<b>3:30.64</b>	(31.73)	8
3000m	<b>4:02.86</b>	(32.22)	10
3400m	<b>4:34.92</b>	(32.06)	10
3800m	<b>5:07.70</b>	(32.78)	10
4200m	<b>5:40.70</b>	(33.00)	10
4600m	<b>6:14.05</b>	(33.35)	11
FINISH	<b>6:47.54</b>	(33.49)	10

## 64. Aidan LEWIS - USA

200m	<b>20.71</b>	(20.71)	19
600m	<b>51.34</b>	(30.63)	5
1000m	<b>1:23.18</b>	(31.84)	8
1400m	<b>1:55.80</b>	(32.62)	13
1800m	<b>2:28.62</b>	(32.82)	14
2200m	<b>3:02.00</b>	(33.38)	14
2600m	<b>3:35.81</b>	(33.81)	14
3000m	<b>4:10.19</b>	(34.38)	18
3400m	<b>4:44.86</b>	(34.67)	19
3800m	<b>5:19.72</b>	(34.86)	19
4200m	<b>5:54.79</b>	(35.07)	22
4600m	<b>6:29.99</b>	(35.20)	22
FINISH	<b>7:05.03</b>	(35.04)	22

## 3. Jason SUTTELS - BEL

200m	<b>19.94</b>	(19.94)	5
600m	<b>51.85</b>	(31.91)	10
1000m	<b>1:24.76</b>	(32.91)	15
1400m	<b>1:57.62</b>	(32.86)	15
1800m	<b>2:30.54</b>	(32.92)	17
2200m	<b>3:03.54</b>	(33.00)	16
2600m	<b>3:36.76</b>	(33.22)	18
3000m	<b>4:09.74</b>	(32.98)	17
3400m	<b>4:42.93</b>	(33.19)	17
3800m	<b>5:16.07</b>	(33.14)	16
4200m	<b>5:49.69</b>	(33.62)	16
4600m	<b>6:22.97</b>	(33.28)	16
FINISH	<b>6:55.08</b>	(32.11)	15

## 10. Frank ROTH - CAN

200m	<b>20.60</b>	(20.60)	18
600m	<b>52.62</b>	(32.02)	16
1000m	<b>1:25.01</b>	(32.39)	18
1400m	<b>1:57.69</b>	(32.68)	16
1800m	<b>2:30.81</b>	(33.12)	18
2200m	<b>3:04.10</b>	(33.29)	19
2600m	<b>3:38.18</b>	(34.08)	20
3000m	<b>4:12.46</b>	(34.28)	22
3400m	<b>4:47.51</b>	(35.05)	22
3800m	<b>5:23.49</b>	(35.98)	23
4200m	<b>6:00.00</b>	(36.51)	23
4600m	<b>6:35.97</b>	(35.97)	23
FINISH	<b>7:12.78</b>	(36.81)	23

## 61. Pavel TARAN - RUS

200m	<b>20.06</b>	(20.06)	7
600m	<b>51.77</b>	(31.71)	8
1000m	<b>1:23.40</b>	(31.63)	10
1400m	<b>1:54.78</b>	(31.38)	8
1800m	<b>2:26.75</b>	(31.97)	8
2200m	<b>2:58.42</b>	(31.67)	8
2600m	<b>3:30.78</b>	(32.36)	9
3000m	<b>4:03.20</b>	(32.42)	11
3400m	<b>4:35.72</b>	(32.52)	11
3800m	<b>5:08.13</b>	(32.41)	11
4200m	<b>5:40.96</b>	(32.83)	11
4600m	<b>6:13.51</b>	(32.55)	9
FINISH	<b>6:44.47</b>	(30.96)	8

## 8 47. Peder KONGSHAUG - NOR

200m	<b>20.21</b>	(20.21)	10
600m	<b>52.66</b>	(32.45)	18
1000m	<b>1:24.54</b>	(31.88)	14
1400m	<b>1:56.11</b>	(31.57)	14
1800m	<b>2:27.74</b>	(31.63)	13
2200m	<b>2:59.32</b>	(31.58)	11
2600m	<b>3:31.08</b>	(31.76)	11
3000m	<b>4:02.80</b>	(31.72)	8
3400m	<b>4:34.63</b>	(31.83)	9
3800m	<b>5:06.94</b>	(32.31)	9
4200m	<b>5:39.24</b>	(32.30)	8
4600m	<b>6:11.51</b>	(32.27)	8
FINISH	<b>6:43.68</b>	(32.17)	6

## 9 30. Taiyo MORINO - JPN

200m	<b>19.64</b>	(19.64)	2
600m	<b>49.82</b>	(30.18)	1
1000m	<b>1:20.53</b>	(30.71)	1
1400m	<b>1:51.44</b>	(30.91)	1
1800m	<b>2:22.84</b>	(31.40)	1
2200m	<b>2:54.75</b>	(31.91)	1
2600m	<b>3:27.08</b>	(32.33)	1
3000m	<b>3:59.89</b>	(32.81)	2
3400m	<b>4:32.80</b>	(32.91)	3
3800m	<b>5:06.08</b>	(33.28)	7
4200m	<b>5:39.53</b>	(33.45)	9
4600m	<b>6:13.73</b>	(34.20)	10
FINISH	<b>6:47.60</b>	(33.88)	11

## 10 62. Casey DAWSON - USA

200m	<b>20.42</b>	(20.42)	15
600m	<b>52.14</b>	(31.72)	12
1000m	<b>1:24.06</b>	(31.92)	13
1400m	<b>1:55.67</b>	(31.61)	11
1800m	<b>2:26.95</b>	(31.28)	9
2200m	<b>2:58.97</b>	(32.02)	10
2600m	<b>3:30.48</b>	(31.51)	7
3000m	<b>4:01.97</b>	(31.49)	6
3400m	<b>4:33.28</b>	(31.31)	5
3800m	<b>5:04.89</b>	(31.61)	3
4200m	<b>5:36.30</b>	(31.41)	3
4600m	<b>6:07.95</b>	(31.65)	3
FINISH	<b>6:40.33</b>	(32.39)	3

## 11 9. Hubert MARCOTTE - CAN

200m	<b>20.97</b>	(20.97)	22
600m	<b>54.19</b>	(33.22)	22
1000m	<b>1:27.76</b>	(33.57)	23
1400m	<b>2:01.90</b>	(34.14)	23
1800m	<b>2:35.90</b>	(34.00)	23
2200m	<b>3:09.36</b>	(33.46)	23
2600m	<b>3:42.65</b>	(33.29)	23
3000m	<b>4:15.82</b>	(33.17)	23
3400m	<b>4:48.54</b>	(32.72)	23
3800m	<b>5:21.39</b>	(32.84)	22
4200m	<b>5:54.35</b>	(32.96)	20
4600m	<b>6:27.50</b>	(33.15)	19
FINISH	<b>7:00.84</b>	(33.34)	19

## 65. Jordan STOLZ - USA

200m			
600m			
1000m			
1400m			
1800m			
2200m			
2600m			
3000m			
3400m			
3800m			
4200m			
4600m			
FINISH			DNS

## 2. Gabriel ODOR - AUT

200m	<b>19.97</b>	(19.97)	6
600m	<b>51.38</b>	(31.41)	6
1000m	<b>1:22.74</b>	(31.36)	7
1400m	<b>1:54.08</b>	(31.34)	5
1800m	<b>2:25.56</b>	(31.48)	3
2200m	<b>2:57.17</b>	(31.61)	3
2600m	<b>3:29.08</b>	(31.91)	4
3000m	<b>4:00.99</b>	(31.91)	4
3400m	<b>4:33.02</b>	(32.03)	4
3800m	<b>5:05.26</b>	(32.24)	4
4200m	<b>5:37.99</b>	(32.73)	5
4600m	<b>6:11.48</b>	(33.49)	7
FINISH	<b>6:46.36</b>	(34.89)	9

## 28. Tsubasa HORIKAWA - JPN

200m	<b>19.83</b>	(19.83)	3
600m	<b>51.08</b>	(31.25)	4
1000m	<b>1:22.64</b>	(31.56)	6
1400m	<b>1:54.26</b>	(31.62)	7
1800m	<b>2:25.89</b>	(31.63)	6
2200m	<b>2:57.68</b>	(31.79)	5
2600m	<b>3:29.75</b>	(32.07)	5
3000m	<b>4:01.47</b>	(31.72)	5
3400m	<b>4:33.31</b>	(31.84)	6
3800m	<b>5:05.32</b>	(32.01)	5
4200m	<b>5:37.52</b>	(32.20)	4
4600m	<b>6:10.00</b>	(32.48)	4
FINISH	<b>6:42.78</b>	(32.78)	4

## 27. Motonaga ARITO - JPN

200m	<b>19.88</b>	(19.88)	4
600m	<b>50.69</b>	(30.81)	3
1000m	<b>1:22.15</b>	(31.46)	4
1400m	<b>1:53.69</b>	(31.54)	3
1800m	<b>2:25.81</b>	(32.12)	4
2200m	<b>2:58.12</b>	(32.31)	6
2600m	<b>3:31.20</b>	(33.08)	12
3000m	<b>4:04.95</b>	(33.75)	13
3400m	<b>4:40.21</b>	(35.25)	13
3800m	<b>5:16.26</b>	(36.05)	17
4200m	<b>5:52.60</b>	(36.34)	18
4600m	<b>6:26.60</b>	(34.00)	18
FINISH	<b>7:00.78</b>	(34.18)	18

**12** 43. Yves Cornelis VERGEER - NED

200m			
600m			
1000m	<b>1:22.23</b>	(82.23)	5
1400m	<b>1:54.24</b>	(32.01)	6
1800m	<b>2:25.81</b>	(31.57)	4
2200m	<b>2:57.55</b>	(31.74)	4
2600m	<b>3:29.01</b>	(31.46)	3
3000m	<b>4:00.75</b>	(31.74)	3
3400m	<b>4:32.39</b>	(31.64)	2
3800m	<b>5:03.75</b>	(31.36)	2
4200m	<b>5:35.07</b>	(31.32)	2
4600m	<b>6:06.77</b>	(31.70)	2
FINISH	<b>6:39.58</b>	(32.80)	2

**13** 37. Jaewon CHUNG - KOR

200m	<b>20.39</b>	(20.39)	14
600m	<b>51.80</b>	(31.41)	9
1000m	<b>1:23.70</b>	(31.90)	11
1400m	<b>1:55.78</b>	(32.08)	12
1800m	<b>2:27.60</b>	(31.82)	12
2200m	<b>2:59.39</b>	(31.79)	12
2600m	<b>3:31.06</b>	(31.67)	10
3000m	<b>4:02.85</b>	(31.79)	9
3400m	<b>4:34.36</b>	(31.51)	7
3800m	<b>5:06.05</b>	(31.69)	6
4200m	<b>5:38.00</b>	(31.95)	6
4600m	<b>6:10.61</b>	(32.61)	5
FINISH	<b>6:43.95</b>	(33.34)	7

## 57. Daniil ALDOSHKIN - RUS

200m			
600m			
1000m	<b>1:21.80</b>	(81.80)	2
1400m	<b>1:53.39</b>	(31.59)	2
1800m	<b>2:24.89</b>	(31.50)	2
2200m	<b>2:56.01</b>	(31.12)	2
2600m	<b>3:27.37</b>	(31.36)	2
3000m	<b>3:58.97</b>	(31.60)	1
3400m	<b>4:30.71</b>	(31.74)	1
3800m	<b>5:02.03</b>	(31.32)	1
4200m	<b>5:32.89</b>	(30.86)	1
4600m	<b>6:04.34</b>	(31.45)	1
FINISH	<b>6:36.17</b>	(31.83)	1

## 8. Jack DEIBERT - CAN

200m	<b>20.32</b>	(20.32)	11
600m	<b>52.29</b>	(31.97)	14
1000m	<b>1:24.89</b>	(32.60)	17
1400m	<b>1:57.74</b>	(32.85)	17
1800m	<b>2:30.36</b>	(32.62)	15
2200m	<b>3:03.07</b>	(32.71)	15
2600m	<b>3:36.15</b>	(33.08)	15
3000m	<b>4:08.96</b>	(32.81)	14
3400m	<b>4:41.93</b>	(32.97)	15
3800m	<b>5:15.12</b>	(33.19)	15
4200m	<b>5:48.51</b>	(33.39)	15
4600m	<b>6:21.97</b>	(33.46)	15
FINISH	<b>6:55.55</b>	(33.57)	16





# WORLD JUNIOR SPEED SKATING CHAMPIONSHIPS

ISU WORLD JUNIOR SPEED SKATING CHAMPIONSHIPS 2020  
Arena Lodowa - Tomaszów Mazowiecki (POL) / 21 -23 February 2020

## 8. RESULT MEN 5000m Saturday, 22 February 2020

Rnk	Nr	Name	Country	Pair	Lane	Time	Behind	Points
1	57	Daniil ALDOSHKIN	RUS	12	Out	<b>6:36.17</b>		<b>39.617</b>
2	43	Yves Cornelis VERGEER	NED	12	In	<b>6:39.58</b>	3.41	<b>39.958</b>
3	62	Casey DAWSON	USA	10	In	<b>6:40.33</b>	4.16	<b>40.033</b>
4	28	Tsubasa HORIKAWA	JPN	10	Out	<b>6:42.78</b>	6.61	<b>40.278</b>
5	59	Stepan CHISTIYAKOV	RUS	2	Out	<b>6:43.65</b>	7.48	<b>40.365</b>
6	47	Peder KONGSHAUG	NOR	8	In	<b>6:43.68</b>	7.51	<b>40.368</b>
7	37	Jaewon CHUNG	KOR	13	In	<b>6:43.95</b>	7.78	<b>40.395</b>
8	61	Pavel TARAN	RUS	7	Out	<b>6:44.47</b>	8.30	<b>40.447</b>
9	2	Gabriel ODOR	AUT	9	Out	<b>6:46.36</b>	10.19	<b>40.636</b>
10	46	Sander EITREM	NOR	7	In	<b>6:47.54</b>	11.37	<b>40.754</b>
11	30	Taiyo MORINO	JPN	9	In	<b>6:47.60</b>	11.43	<b>40.760</b>
12	40	Jaewan SHIN	KOR	4	In	<b>6:48.12</b>	11.95	<b>40.812</b>
13	48	Oddbjørn MELLESTRAND	NOR	3	Out	<b>6:53.28</b>	17.11	<b>41.328</b>
14	21	Konstantin GOETZE	GER	5	In	<b>6:54.78</b>	18.61	<b>41.478</b>
15	3	Jason SUTTELS	BEL	5	Out	<b>6:55.08</b>	18.91	<b>41.508</b>
16	8	Jack DEIBERT	CAN	13	Out	<b>6:55.55</b>	19.38	<b>41.555</b>
17	13	Lukás STEKLÝ	CZE	3	In	<b>6:57.57</b>	21.40	<b>41.757</b>
18	27	Motonaga ARITO	JPN	11	Out	<b>7:00.78</b>	24.61	<b>42.078</b>
19	9	Hubert MARCOTTE	CAN	11	In	<b>7:00.84</b>	24.67	<b>42.084</b>
20	66	Jonathan TOBON	USA	6	In	<b>7:01.90</b>	25.73	<b>42.190</b>
21	64	Aidan LEWIS	USA	4	Out	<b>7:05.03</b>	28.86	<b>42.503</b>
22	10	Frank ROTH	CAN	6	Out	<b>7:12.78</b>	36.61	<b>43.278</b>
23	7	Cedrick BRUNET	CAN	2	In	<b>7:27.19</b>	51.02	<b>44.719</b>
-	50	Kasper TVETER	NOR	1	In	<b>DQ</b>		-
-	65	Jordan STOLZ	USA	8	Out	<b>DNS</b>		-

Referee: Daniel CABELDUC (SWE)  
Starter: Tom Vidar JOHANSSON (NOR)  
Start: 14:50 - End: 15:45  
Temp: 14.5°C  
Hum: 42%  
Ice Temp: -6.3°C



Hosted by



Main Sponsor



Polska Grupa Energetyczna

Institutional Partners and Local Sponsors



Ministerstwo Sportu



promuje tódzkie



szkolnictwo sportowe



szkolnictwo sportowe



arenalodowa



Local Sponsor



# WORLD JUNIOR SPEED SKATING CHAMPIONSHIPS

ISU WORLD JUNIOR SPEED SKATING CHAMPIONSHIPS 2020  
Arena Lodowa - Tomaszów Mazowiecki (POL) / 21 -23 February 2020

## 8. RESULT MEN 5000m Saturday, 22 February 2020

Rnk	Nr	Name	Country	Pair	Lane	Time	Behind	Points
1	57	Daniil ALDOSHKIN	RUS	12	Out	<b>6:36.17</b>		<b>39.617</b>
2	43	Yves Cornelis VERGEER	NED	12	In	<b>6:39.58</b>	3.41	<b>39.958</b>
3	62	Casey DAWSON	USA	10	In	<b>6:40.33</b>	4.16	<b>40.033</b>
4	28	Tsubasa HORIKAWA	JPN	10	Out	<b>6:42.78</b>	6.61	<b>40.278</b>
5	59	Stepan CHISTIYAKOV	RUS	2	Out	<b>6:43.65</b>	7.48	<b>40.365</b>
6	47	Peder KONGSHAUG	NOR	8	In	<b>6:43.68</b>	7.51	<b>40.368</b>
7	37	Jaewon CHUNG	KOR	13	In	<b>6:43.95</b>	7.78	<b>40.395</b>
8	61	Pavel TARAN	RUS	7	Out	<b>6:44.47</b>	8.30	<b>40.447</b>
9	2	Gabriel ODOR	AUT	9	Out	<b>6:46.36</b>	10.19	<b>40.636</b>
10	46	Sander EITREM	NOR	7	In	<b>6:47.54</b>	11.37	<b>40.754</b>
11	30	Taiyo MORINO	JPN	9	In	<b>6:47.60</b>	11.43	<b>40.760</b>
12	40	Jaewan SHIN	KOR	4	In	<b>6:48.12</b>	11.95	<b>40.812</b>
13	48	Oddbjørn MELLESTRAND	NOR	3	Out	<b>6:53.28</b>	17.11	<b>41.328</b>
14	21	Konstantin GOETZE	GER	5	In	<b>6:54.78</b>	18.61	<b>41.478</b>
15	3	Jason SUTTELS	BEL	5	Out	<b>6:55.08</b>	18.91	<b>41.508</b>
16	8	Jack DEIBERT	CAN	13	Out	<b>6:55.55</b>	19.38	<b>41.555</b>
17	13	Lukás STEKLÝ	CZE	3	In	<b>6:57.57</b>	21.40	<b>41.757</b>
18	27	Motonaga ARITO	JPN	11	Out	<b>7:00.78</b>	24.61	<b>42.078</b>
19	9	Hubert MARCOTTE	CAN	11	In	<b>7:00.84</b>	24.67	<b>42.084</b>
20	66	Jonathan TOBON	USA	6	In	<b>7:01.90</b>	25.73	<b>42.190</b>
21	64	Aidan LEWIS	USA	4	Out	<b>7:05.03</b>	28.86	<b>42.503</b>
22	10	Frank ROTH	CAN	6	Out	<b>7:12.78</b>	36.61	<b>43.278</b>
23	7	Cedrick BRUNET	CAN	2	In	<b>7:27.19</b>	51.02	<b>44.719</b>
-	50	Kasper TVETER	NOR	1	In	<b>DQ</b>		-
-	65	Jordan STOLZ	USA	8	Out	<b>DNS</b>		-

Referee: Daniel CABELDUC (SWE)  
Starter: Tom Vidar JOHANSSON (NOR)  
Start: 14:50 - End: 15:45  
Temp: 14.5°C  
Hum: 42%  
Ice Temp: -6.3°C



Hosted by



Main Sponsor



Institutional Partners and Local Sponsors



Ministerstwo Sportu



Local Sponsor





# WORLD JUNIOR SPEED SKATING CHAMPIONSHIPS

ISU WORLD JUNIOR SPEED SKATING CHAMPIONSHIPS 2020  
Arena Lodowa - Tomaszów Mazowiecki (POL) / 21 -23 February 2020

## 9. RESULT BY PAIRS LADIES TEAM PURSUIT Sunday, 23 February 2020

Pair Finish Lane

Crossing Lane

### 1 107. CZECH REPUBLIC

0.5	<b>21.62</b>	(21.62)	9
1	<b>38.60</b>	(16.98)	9
1.5	<b>56.03</b>	(17.43)	9
2	<b>1:13.55</b>	(17.52)	9
2.5	<b>1:31.18</b>	(17.63)	9
3	<b>1:48.67</b>	(17.49)	9
3.5	<b>2:06.49</b>	(17.82)	9
4	<b>2:24.04</b>	(17.55)	9
4.5	<b>2:41.81</b>	(17.77)	9
5	<b>2:59.68</b>	(17.87)	9
5.5	<b>3:17.58</b>	(17.90)	9
FINISH	<b>3:35.25</b>	(17.66)	8

### 2 104. CANADA

0.5	<b>20.85</b>	(20.85)	7
1	<b>36.99</b>	(16.14)	7
1.5	<b>52.98</b>	(15.99)	7
2	<b>1:08.80</b>	(15.82)	6
2.5	<b>1:24.78</b>	(15.98)	6
3	<b>1:41.10</b>	(16.32)	6
3.5	<b>1:57.58</b>	(16.48)	6
4	<b>2:14.36</b>	(16.78)	6
4.5	<b>2:30.62</b>	(16.26)	6
5	<b>2:46.64</b>	(16.02)	6
5.5	<b>3:02.74</b>	(16.10)	6
FINISH	<b>3:18.98</b>	(16.24)	4

### 114. KAZAKHSTAN

0.5	<b>20.91</b>	(20.91)	8
1	<b>38.15</b>	(17.24)	8
1.5	<b>55.23</b>	(17.08)	8
2	<b>1:12.24</b>	(17.01)	8
2.5	<b>1:29.55</b>	(17.31)	8
3	<b>1:47.43</b>	(17.88)	8
3.5	<b>2:05.01</b>	(17.58)	8
4	<b>2:22.93</b>	(17.92)	8
4.5	<b>2:41.02</b>	(18.09)	8
5	<b>2:59.35</b>	(18.33)	8
5.5	<b>3:16.98</b>	(17.63)	8
FINISH	<b>3:34.51</b>	(17.53)	7

### 3 117. NORWAY

0.5	<b>20.15</b>	(20.15)	4
1	<b>35.98</b>	(15.83)	4
1.5	<b>51.86</b>	(15.88)	5
2	<b>1:07.58</b>	(15.72)	5
2.5	<b>1:23.49</b>	(15.91)	5
3	<b>1:39.82</b>	(16.33)	5
3.5	<b>1:55.99</b>	(16.17)	5
4	<b>2:12.36</b>	(16.37)	5
4.5	<b>2:28.92</b>	(16.56)	5
5	<b>2:45.48</b>	(16.56)	5
5.5	<b>3:02.30</b>	(16.82)	5
FINISH	<b>3:19.19</b>	(16.88)	5

### 125. USA

0.5	<b>20.73</b>	(20.73)	6
1	<b>36.22</b>	(15.49)	5
1.5	<b>51.45</b>	(15.23)	4
2	<b>1:06.63</b>	(15.18)	4
2.5	<b>1:22.12</b>	(15.49)	4
3	<b>1:37.96</b>	(15.84)	4
3.5	<b>1:54.18</b>	(16.22)	4
4	<b>2:10.71</b>	(16.53)	4
4.5	<b>2:27.70</b>	(16.99)	4
5	<b>2:44.50</b>	(16.80)	4
5.5	<b>3:01.46</b>	(16.96)	4
FINISH			DNF



## 4 115. KOREA

0.5	<b>20.44</b>	(20.44)	5
1	<b>36.44</b>	(16.00)	6
1.5	<b>52.57</b>	(16.13)	6
2	<b>1:08.91</b>	(16.34)	7
2.5	<b>1:25.49</b>	(16.58)	7
3	<b>1:41.87</b>	(16.38)	7
3.5	<b>1:58.42</b>	(16.55)	7
4	<b>2:14.97</b>	(16.55)	7
4.5	<b>2:31.73</b>	(16.76)	7
5	<b>2:48.54</b>	(16.81)	7
5.5	<b>3:05.34</b>	(16.80)	7
FINISH	<b>3:21.71</b>	(16.37)	6

## 5 116. NETHERLANDS


0.5	<b>18.96</b>	(18.96)	1
1	<b>33.70</b>	(14.74)	1
1.5	<b>48.49</b>	(14.79)	1
2	<b>1:03.77</b>	(15.28)	1
2.5	<b>1:18.82</b>	(15.05)	1
3	<b>1:34.18</b>	(15.36)	1
3.5	<b>1:49.64</b>	(15.46)	1
4	<b>2:05.58</b>	(15.94)	1
4.5	<b>2:21.29</b>	(15.71)	1
5	<b>2:37.32</b>	(16.03)	1
5.5	<b>2:53.07</b>	(15.75)	1
FINISH	<b>3:08.73</b>	(15.67)	1

## 121. RUSSIA

0.5	<b>19.64</b>	(19.64)	2
1	<b>34.34</b>	(14.70)	2
1.5	<b>49.09</b>	(14.75)	2
2	<b>1:04.31</b>	(15.22)	2
2.5	<b>1:19.93</b>	(15.62)	3
3	<b>1:35.51</b>	(15.58)	3
3.5	<b>1:51.42</b>	(15.91)	3
4	<b>2:07.75</b>	(16.33)	3
4.5	<b>2:24.41</b>	(16.66)	3
5	<b>2:40.88</b>	(16.47)	3
5.5	<b>2:57.50</b>	(16.62)	3
FINISH	<b>3:14.32</b>	(16.80)	3

## 113. JAPAN

0.5	<b>19.78</b>	(19.78)	3
1	<b>34.68</b>	(14.90)	3
1.5	<b>49.62</b>	(14.94)	3
2	<b>1:04.85</b>	(15.23)	3
2.5	<b>1:19.85</b>	(15.00)	2
3	<b>1:35.29</b>	(15.44)	2
3.5	<b>1:50.65</b>	(15.36)	2
4	<b>2:06.14</b>	(15.49)	2
4.5	<b>2:22.08</b>	(15.94)	2
5	<b>2:38.40</b>	(16.32)	2
5.5	<b>2:55.10</b>	(16.70)	2
FINISH	<b>3:11.83</b>	(16.72)	2





# WORLD JUNIOR SPEED SKATING CHAMPIONSHIPS

ISU WORLD JUNIOR SPEED SKATING CHAMPIONSHIPS 2020  
Arena Lodowa - Tomaszów Mazowiecki (POL) / 21 -23 February 2020

## 9. RESULT LADIES TEAM PURSUIT Sunday, 23 February 2020

Rnk	Nr	Name	Country	Pair	Lane	Time	Behind	
1	116	NETHERLANDS	NED	5	F	<b>3:08.73</b>		
2	113	JAPAN	JPN	5	C	<b>3:11.83</b>	3.10	
3	121	RUSSIA	RUS	4	C	<b>3:14.32</b>	5.59	
4	104	CANADA	CAN	2	F	<b>3:18.98</b>	10.25	
5	117	NORWAY	NOR	3	F	<b>3:19.19</b>	10.46	
6	115	KOREA	KOR	4	F	<b>3:21.71</b>	12.98	
7	114	KAZAKHSTAN	KAZ	2	C	<b>3:34.51</b>	25.78	
8	107	CZECH REPUBLIC	CZE	1	F	<b>3:35.25</b>	26.52	
-	125	USA	USA	3	C	<b>DNF</b>		

Referee: Hanjo HEIDEMAN (NED)  
Starter: Roman DANILOV (RUS)  
Start: 13:00 - End: 13:22

Temp: 13.6°C  
Hum: 40%  
Ice Temp: -6°C



Hosted by



Main Sponsor



Polska Grupa  
Energetyczna

Institutional Partners and Local Sponsors



Ministerstwo  
Sportu



Local Sponsor





# WORLD JUNIOR SPEED SKATING CHAMPIONSHIPS

ISU WORLD JUNIOR SPEED SKATING CHAMPIONSHIPS 2020  
Arena Lodowa - Tomaszów Mazowiecki (POL) / 21 -23 February 2020

## CLASSIFICATION LADIES

Rnk	Nr	Name	Country	500m		1500m		1000m		3000m		Points	Diff.
<b>1</b>	147	Femke KOK	NED	38.49	1	2:01.28	2	1:17.14	1	4:21.61	4	<b>161.087</b>	
<b>2</b>	146	Robin GROOT	NED	39.86	3	2:01.04	1	1:17.97	2	4:13.55	1	<b>161.449</b>	0.37
<b>3</b>	108	Alexa SCOTT	CAN	39.99	5	2:05.26	8	1:19.25	4	4:25.08	10	<b>165.548</b>	4.47
<b>4</b>	121	Victoria STIRNEMANN	GER	40.84	18	2:05.10	7	1:21.30	9	4:25.77	12	<b>167.485</b>	6.40
<b>5</b>	156	Natalia JABRZYK	POL	40.74	15	2:06.14	14	1:20.47	6	4:27.06	14	<b>167.531</b>	6.45
<b>6</b>	159	Elizaveta AGAFOSHINA	RUS	40.45	10	2:04.98	6	1:21.93	14	4:27.05	13	<b>167.583</b>	6.50
<b>7</b>	148	Marte Bjerkreim FURNEE	NOR	41.72	30	2:06.78	16	1:21.35	10	4:27.94	15	<b>169.311</b>	8.23
<b>8</b>	125	Federica MAFFEI	ITA	41.57	26	2:07.54	19	1:22.79	23	4:25.14	11	<b>169.668</b>	8.59
<b>9</b>	140	Sol LEE	KOR	42.58	49	2:06.87	17	1:23.09	25	4:23.46	9	<b>170.325</b>	9.24
<b>10</b>	155	Kaja GAJEWSKA	POL	41.65	27	2:08.33	21	1:21.83	13	4:32.36	22	<b>170.734</b>	9.65
<b>11</b>	164	Giorgia BIRKELAND	USA	42.11	40	2:06.64	15	1:22.42	19	4:32.34	21	<b>170.923</b>	9.84
<b>12</b>	127	Laura PEVERI	ITA	42.04	37	2:10.89	30	1:23.62	31	4:28.62	16	<b>172.250</b>	11.17
<b>13</b>	134	Alina DAURANOVA	KAZ	41.48	23	2:11.17	33	1:23.78	32	4:32.49	23	<b>172.508</b>	11.43
<b>14</b>	105	Karyna SHYPULIA	BLR	42.22	42	2:09.24	24	1:23.52	30	4:33.96	24	<b>172.720</b>	11.64
<b>15</b>	149	Amalie HAUGLAND	NOR	42.50	48	2:10.13	25	1:23.12	26	4:34.96	27	<b>173.262</b>	12.18
<b>16</b>	166	Greta MYERS	USA	41.69	29	2:11.43	35	1:24.25	35	4:40.10	29	<b>174.308</b>	13.23
<b>17</b>	106	Emmanuelle COTE	CAN	42.10	39	2:11.04	31	1:24.18	33	4:39.52	28	<b>174.456</b>	13.37
<b>18</b>	107	Laura HALL	CAN	44.04	51	2:11.81	36	1:25.03	42	4:29.79	19	<b>175.456</b>	14.37
<b>19</b>	152	Arwen SZYGENDA	NOR	42.79	50	2:12.74	39	1:24.80	39	4:42.03	30	<b>176.441</b>	15.36
<b>20</b>	109	Hee WON SON	CAN	40.52	11	2:12.35	37	1:22.56	22	DNS		-	-



Hosted by



Main Sponsor



Institutional Partners and Local Sponsors



Local Sponsor





# WORLD JUNIOR SPEED SKATING CHAMPIONSHIPS

ISU WORLD JUNIOR SPEED SKATING CHAMPIONSHIPS 2020  
Arena Lodowa - Tomaszów Mazowiecki (POL) / 21 -23 February 2020

## CLASSIFICATION MEN

Rnk	Nr	Name	Country	500m		1500m		1000m		5000m		Points	Diff.
<b>1</b>	59	Stepan CHISTIYAKOV	RUS	36.74	12	1:49.88	2	1:11.22	5	6:43.65	5	<b>149.341</b>	
<b>2</b>	37	Jaewon CHUNG	KOR	37.33	27	1:50.08	3	1:12.45	12	6:43.95	7	<b>150.643</b>	1.31
<b>3</b>	61	Pavel TARAN	RUS	36.98	17	1:51.32	6	1:12.23	10	6:44.47	8	<b>150.648</b>	1.31
<b>4</b>	2	Gabriel ODOR	AUT	37.33	26	1:51.75	8	1:12.23	11	6:46.36	9	<b>151.331</b>	1.99
<b>5</b>	9	Hubert MARCOTTE	CAN	36.79	15	1:52.86	11	1:12.18	9	7:00.84	19	<b>152.584</b>	3.25
<b>6</b>	62	Casey DAWSON	USA	38.12	40	1:52.73	9	1:13.97	24	6:40.33	3	<b>152.714</b>	3.38
<b>7</b>	10	Frank ROTH	CAN	36.53	10	1:54.74	18	1:11.84	8	7:12.78	22	<b>153.974</b>	4.64
<b>8</b>	8	Jack DEIBERT	CAN	37.75	35	1:54.74	19	1:14.64	30	6:55.55	16	<b>154.871</b>	5.53
<b>9</b>	46	Sander EITREM	NOR	38.91	44	1:54.28	17	1:14.24	25	6:47.54	10	<b>154.877</b>	5.54
<b>10</b>	66	Jonathan TOBON	USA	37.72	34	1:55.49	23	1:13.50	22	7:01.90	20	<b>155.156</b>	5.82
<b>11</b>	21	Konstantin GOETZE	GER	38.16	42	1:55.24	22	1:15.28	40	6:54.78	14	<b>155.691</b>	6.35
<b>12</b>	7	Cedrick BRUNET	CAN	36.94	16	1:57.56	30	1:13.35	20	7:27.19	23	<b>157.520</b>	8.18
<b>13</b>	47	Peder KONGSHAUG	NOR	DNF		1:50.25	4	1:10.81	1	6:43.68	6	-	-
<b>14</b>	48	Oddbjørn MELLEMSTRAND	NOR	DNF		1:54.82	20	1:14.68	32	6:53.28	13	-	-
<b>15</b>	50	Kasper TVETER	NOR	37.25	20	1:52.82	10	1:13.20	19	DQ		-	-
<b>16</b>	65	Jordan STOLZ	USA	37.53	28	2:04.83	40	1:14.53	28	DNS		-	-



Hosted by



Main Sponsor



Institutional Partners and Local Sponsors



Local Sponsor





# WORLD JUNIOR SPEED SKATING CHAMPIONSHIPS

ISU WORLD JUNIOR SPEED SKATING CHAMPIONSHIPS 2020  
Arena Lodowa - Tomaszów Mazowiecki (POL) / 21 -23 February 2020

## 10. RESULT MEN TEAM PURSUIT Sunday, 23 February 2020

Rnk	Nr	Name	Country	Pair	Lane	Time	Behind	
1	22	RUSSIA	RUS	4	F	<b>3:52.39</b>		
2	14	JAPAN	JPN	4	C	<b>3:55.17</b>	2.78	
3	17	NETHERLANDS	NED	2	F	<b>3:55.88</b>	3.49	
4	18	NORWAY	NOR	3	F	<b>3:59.34</b>	6.95	
5	26	USA	USA	1	F	<b>4:03.17</b>	10.78	
6	4	CANADA	CAN	3	C	<b>4:06.25</b>	13.86	
7	15	KAZAKHSTAN	KAZ	2	C	<b>4:15.74</b>	23.35	
8	7	CZECH REPUBLIC	CZE	1	C	<b>4:19.42</b>	27.03	

Referee: Daniel CABELDUC (SWE)  
Starter: Kari HAUTAMAKI (FIN)  
Start: 13:40 - End: 14:02  
Temp: 13.8°C  
Hum: 40%  
Ice Temp: -6°C



Hosted by



Main Sponsor



Polska Grupa  
Energetyczna

Institutional Partners and Local Sponsors



Ministerstwo  
Sportu



Local Sponsor





# WORLD JUNIOR SPEED SKATING CHAMPIONSHIPS

ISU WORLD JUNIOR SPEED SKATING CHAMPIONSHIPS 2020  
Arena Lodowa - Tomaszów Mazowiecki (POL) / 21 -23 February 2020

## 10. RESULT BY PAIRS MEN TEAM PURSUIT Sunday, 23 February 2020

Pair Finish Lane

Crossing Lane

### 1 26. USA

0.5	<b>18.60</b>	(18.60)	5
1	<b>32.35</b>	(13.75)	5
1.5	<b>46.21</b>	(13.86)	3
2	<b>1:00.26</b>	(14.05)	3
2.5	<b>1:14.73</b>	(14.47)	4
3	<b>1:29.04</b>	(14.31)	4
3.5	<b>1:43.62</b>	(14.58)	4
4	<b>1:58.36</b>	(14.74)	4
4.5	<b>2:13.43</b>	(15.07)	5
5	<b>2:28.66</b>	(15.23)	5
5.5	<b>2:44.16</b>	(15.50)	5
6	<b>2:59.68</b>	(15.52)	5
6.5	<b>3:15.29</b>	(15.61)	5
7	<b>3:30.91</b>	(15.62)	5
7.5	<b>3:46.60</b>	(15.69)	5
FINISH	<b>4:03.17</b>	(16.58)	5

### 7. CZECH REPUBLIC

0.5	<b>19.34</b>	(19.34)	8
1	<b>33.87</b>	(14.53)	8
1.5	<b>48.89</b>	(15.02)	8
2	<b>1:04.12</b>	(15.23)	8
2.5	<b>1:19.71</b>	(15.59)	8
3	<b>1:35.11</b>	(15.40)	8
3.5	<b>1:50.83</b>	(15.72)	8
4	<b>2:06.77</b>	(15.94)	8
4.5	<b>2:23.41</b>	(16.64)	8
5	<b>2:40.03</b>	(16.62)	8
5.5	<b>2:56.83</b>	(16.80)	8
6	<b>3:13.00</b>	(16.17)	8
6.5	<b>3:29.53</b>	(16.53)	8
7	<b>3:46.24</b>	(16.71)	8
7.5	<b>4:03.10</b>	(16.86)	8
FINISH	<b>4:19.42</b>	(16.31)	8

### 2 17. NETHERLANDS

0.5	<b>18.11</b>	(18.11)	2
1	<b>32.14</b>	(14.03)	3
1.5	<b>46.37</b>	(14.23)	4
2	<b>1:00.89</b>	(14.52)	5
2.5	<b>1:15.25</b>	(14.36)	5
3	<b>1:29.62</b>	(14.37)	5
3.5	<b>1:43.98</b>	(14.36)	5
4	<b>1:58.62</b>	(14.64)	5
4.5	<b>2:12.76</b>	(14.14)	4
5	<b>2:27.34</b>	(14.58)	4
5.5	<b>2:42.26</b>	(14.92)	4
6	<b>2:57.29</b>	(15.03)	4
6.5	<b>3:12.05</b>	(14.76)	4
7	<b>3:26.72</b>	(14.67)	4
7.5	<b>3:41.15</b>	(14.43)	3
FINISH	<b>3:55.88</b>	(14.74)	3

### 15. KAZAKHSTAN

0.5	<b>18.96</b>	(18.96)	7
1	<b>33.86</b>	(14.90)	7
1.5	<b>48.63</b>	(14.77)	7
2	<b>1:03.70</b>	(15.07)	7
2.5	<b>1:18.94</b>	(15.24)	7
3	<b>1:34.25</b>	(15.31)	7
3.5	<b>1:49.66</b>	(15.41)	7
4	<b>2:05.30</b>	(15.64)	7
4.5	<b>2:21.05</b>	(15.75)	7
5	<b>2:37.06</b>	(16.00)	7
5.5	<b>2:53.48</b>	(16.42)	7
6	<b>3:10.12</b>	(16.64)	7
6.5	<b>3:26.60</b>	(16.48)	7
7	<b>3:43.15</b>	(16.55)	7
7.5	<b>3:59.43</b>	(16.28)	7
FINISH	<b>4:15.74</b>	(16.31)	7

### 3 18. NORWAY

0.5	<b>18.38</b>	(18.38)	4
1	<b>32.29</b>	(13.91)	4
1.5	<b>46.38</b>	(14.09)	5
2	<b>1:00.29</b>	(13.91)	4
2.5	<b>1:14.25</b>	(13.96)	2
3	<b>1:28.35</b>	(14.10)	2
3.5	<b>1:42.88</b>	(14.53)	2
4	<b>1:57.21</b>	(14.33)	2
4.5	<b>2:11.92</b>	(14.71)	2
5	<b>2:26.83</b>	(14.91)	3
5.5	<b>2:41.35</b>	(14.52)	3
6	<b>2:56.05</b>	(14.70)	3
6.5	<b>3:10.98</b>	(14.93)	3
7	<b>3:26.59</b>	(15.61)	3
7.5	<b>3:42.66</b>	(16.07)	4
FINISH	<b>3:59.34</b>	(16.68)	4

### 4. CANADA

0.5	<b>18.69</b>	(18.69)	6
1	<b>33.27</b>	(14.58)	6
1.5	<b>48.06</b>	(14.79)	6
2	<b>1:02.77</b>	(14.71)	6
2.5	<b>1:17.83</b>	(15.06)	6
3	<b>1:33.15</b>	(15.32)	6
3.5	<b>1:48.09</b>	(14.94)	6
4	<b>2:03.10</b>	(15.01)	6
4.5	<b>2:18.52</b>	(15.42)	6
5	<b>2:34.12</b>	(15.60)	6
5.5	<b>2:49.91</b>	(15.79)	6
6	<b>3:05.60</b>	(15.69)	6
6.5	<b>3:21.45</b>	(15.85)	6
7	<b>3:36.55</b>	(15.10)	6
7.5	<b>3:51.37</b>	(14.82)	6
FINISH	<b>4:06.25</b>	(14.88)	6

## 4 22. RUSSIA

0.5	<b>17.84</b>	(17.84)	1
1	<b>31.94</b>	(14.10)	2
1.5	<b>46.16</b>	(14.22)	2
2	<b>1:00.19</b>	(14.03)	2
2.5	<b>1:14.29</b>	(14.10)	3
3	<b>1:28.56</b>	(14.27)	3
3.5	<b>1:43.06</b>	(14.50)	3
4	<b>1:57.53</b>	(14.47)	3
4.5	<b>2:12.05</b>	(14.52)	3
5	<b>2:26.62</b>	(14.57)	2
5.5	<b>2:41.21</b>	(14.59)	2
6	<b>2:55.36</b>	(14.15)	2
6.5	<b>3:09.47</b>	(14.11)	2
7	<b>3:23.60</b>	(14.13)	1
7.5	<b>3:37.83</b>	(14.23)	1
FINISH	<b>3:52.39</b>	(14.57)	1

## 14. JAPAN

0.5	<b>18.16</b>	(18.16)	3
1	<b>31.65</b>	(13.49)	1
1.5	<b>45.14</b>	(13.49)	1
2	<b>58.86</b>	(13.72)	1
2.5	<b>1:12.70</b>	(13.84)	1
3	<b>1:26.82</b>	(14.12)	1
3.5	<b>1:41.08</b>	(14.26)	1
4	<b>1:55.54</b>	(14.46)	1
4.5	<b>2:10.03</b>	(14.49)	1
5	<b>2:24.65</b>	(14.62)	1
5.5	<b>2:39.65</b>	(15.00)	1
6	<b>2:54.48</b>	(14.83)	1
6.5	<b>3:09.43</b>	(14.95)	1
7	<b>3:24.37</b>	(14.94)	2
7.5	<b>3:39.64</b>	(15.27)	2
FINISH	<b>3:55.17</b>	(15.53)	2





# WORLD JUNIOR SPEED SKATING CHAMPIONSHIPS

ISU WORLD JUNIOR SPEED SKATING CHAMPIONSHIPS 2020  
Arena Lodowa - Tomaszów Mazowiecki (POL) / 21 -23 February 2020

## 11. RESULT BY PAIRS LADIES TEAM SPRINT Sunday, 23 February 2020

Pair Finish Lane

Crossing Lane

### 1 401. BELARUS

0.5	<b>19.49</b>	(19.48)	8
1	<b>34.14</b>	(14.65)	8
1.5	<b>48.91</b>	(14.77)	8
2	<b>1:04.66</b>	(15.75)	9
2.5	<b>1:20.67</b>	(16.01)	9
FINISH	<b>1:37.22</b>	(16.55)	9

### 2 407. KAZAKHSTAN

0.5	<b>20.05</b>	(20.05)	10
1	<b>35.37</b>	(15.32)	10
1.5	<b>50.48</b>	(15.11)	11
2	<b>1:06.10</b>	(15.62)	11
2.5	<b>1:22.30</b>	(16.20)	11
FINISH	<b>1:39.03</b>	(16.73)	11

### 403. SPAIN

0.5	<b>19.06</b>	(19.05)	4
1	<b>33.36</b>	(14.30)	6
1.5	<b>48.10</b>	(14.74)	6
2	<b>1:03.55</b>	(15.45)	7
2.5	<b>1:19.88</b>	(16.33)	8
FINISH	<b>1:36.92</b>	(17.04)	8

### 3 406. JAPAN

0.5	<b>19.25</b>	(19.25)	7
1	<b>33.70</b>	(14.45)	7
1.5	<b>48.23</b>	(14.53)	7
2	<b>1:03.29</b>	(15.06)	6
2.5	<b>1:18.25</b>	(14.96)	4
FINISH	<b>1:33.84</b>	(15.60)	4

### 412. USA

0.5	<b>20.59</b>	(20.59)	11
1	<b>35.60</b>	(15.01)	11
1.5	<b>50.29</b>	(14.69)	10
2	<b>1:05.27</b>	(14.98)	10
2.5	<b>1:21.16</b>	(15.89)	10
FINISH	<b>1:37.91</b>	(16.75)	10

### 4 408. KOREA

0.5	<b>19.02</b>	(19.02)	3
1	<b>33.07</b>	(14.05)	4
1.5	<b>47.40</b>	(14.33)	4
2	<b>1:02.20</b>	(14.80)	3
2.5	<b>1:17.48</b>	(15.28)	3
FINISH	<b>1:33.05</b>	(15.57)	3

### 402. CANADA

0.5	<b>19.85</b>	(19.85)	9
1	<b>34.55</b>	(14.70)	9
1.5	<b>49.00</b>	(14.45)	9
2	<b>1:03.97</b>	(14.97)	8
2.5	<b>1:19.27</b>	(15.30)	7
FINISH	<b>1:35.18</b>	(15.90)	6

### 5 410. POLAND

0.5	<b>19.19</b>	(19.19)	6
1	<b>33.29</b>	(14.10)	5
1.5	<b>47.69</b>	(14.40)	5
2	<b>1:02.96</b>	(15.27)	5
2.5	<b>1:18.38</b>	(15.42)	5
FINISH	<b>1:34.11</b>	(15.74)	5

### 411. RUSSIA

0.5	<b>19.13</b>	(19.13)	5
1	<b>32.98</b>	(13.85)	3
1.5	<b>47.29</b>	(14.31)	2
2	<b>1:02.16</b>	(14.87)	2
2.5	<b>1:17.37</b>	(15.21)	2
FINISH	<b>1:32.95</b>	(15.58)	2

### 6 409. NETHERLANDS

0.5	<b>18.73</b>	(18.73)	1
1	<b>32.89</b>	(14.16)	2
1.5	<b>46.60</b>	(13.71)	1
2	<b>1:00.64</b>	(14.04)	1
2.5	<b>1:15.31</b>	(14.67)	1
FINISH	<b>1:30.60</b>	(15.30)	1

### 404. GERMANY

0.5	<b>18.76</b>	(18.76)	2
1	<b>32.84</b>	(14.08)	1
1.5	<b>47.35</b>	(14.51)	3
2	<b>1:02.73</b>	(15.38)	4
2.5	<b>1:18.97</b>	(16.24)	6
FINISH	<b>1:35.71</b>	(16.73)	7



A handwritten signature or scribble in black ink, located in the upper right quadrant of the page. It consists of a series of loops and a long, sweeping line extending downwards and to the right.



# WORLD JUNIOR SPEED SKATING CHAMPIONSHIPS

ISU WORLD JUNIOR SPEED SKATING CHAMPIONSHIPS 2020  
Arena Lodowa - Tomaszów Mazowiecki (POL) / 21 -23 February 2020

## 11. RESULT LADIES TEAM SPRINT Sunday, 23 February 2020

Rnk	Nr	Name	Country	Pair	Lane	Time	Behind	
<b>1</b>	409	NETHERLANDS	NED	6	F	<b>1:30.60</b>		
<b>2</b>	411	RUSSIA	RUS	5	C	<b>1:32.95</b>	2.35	
<b>3</b>	408	KOREA	KOR	4	F	<b>1:33.05</b>	2.45	
<b>4</b>	406	JAPAN	JPN	3	F	<b>1:33.84</b>	3.24	
<b>5</b>	410	POLAND	POL	5	F	<b>1:34.11</b>	3.51	
<b>6</b>	402	CANADA	CAN	4	C	<b>1:35.18</b>	4.58	
<b>7</b>	404	GERMANY	GER	6	C	<b>1:35.71</b>	5.11	
<b>8</b>	403	SPAIN	ESP	2	C	<b>1:36.92</b>	6.32	
<b>9</b>	401	BELARUS	BLR	1	F	<b>1:37.22</b>	6.62	
<b>10</b>	412	USA	USA	3	C	<b>1:37.91</b>	7.31	
<b>11</b>	407	KAZAKHSTAN	KAZ	2	F	<b>1:39.03</b>	8.43	

Referee: Hanjo HEIDEMAN (NED)  
Starter: Stefan HERRMANN (GER)  
Start: 14:19 - End: 14:36  
Temp: 14.1°C  
Hum: 41%  
Ice Temp: -6.1°C



Hosted by



Main Sponsor



Polska Grupa  
Energetyczna

Institutional Partners and Local Sponsors



Ministerstwo  
Sportu



Local Sponsor





# WORLD JUNIOR SPEED SKATING CHAMPIONSHIPS

ISU WORLD JUNIOR SPEED SKATING CHAMPIONSHIPS 2020  
Arena Lodowa - Tomaszów Mazowiecki (POL) / 21 -23 February 2020

## 12. RESULT BY PAIRS MEN TEAM SPRINT Sunday, 23 February 2020

Pair Finish Lane

Crossing Lane

### 1 304. KAZAKHSTAN

0.5	<b>18.19</b>	(18.19)	8
1	<b>31.88</b>	(13.69)	8
1.5	<b>45.67</b>	(13.79)	8
2	<b>59.96</b>	(14.29)	8
2.5	<b>1:14.67</b>	(14.71)	8
FINISH	<b>1:29.98</b>	(15.31)	8

### 2 302. GERMANY

0.5	<b>19.01</b>	(19.01)	9
1	<b>32.07</b>	(13.06)	9
1.5	<b>45.70</b>	(13.63)	9
2	<b>1:00.46</b>	(14.76)	9
2.5	<b>1:16.36</b>	(15.90)	9
FINISH	<b>1:33.79</b>	(17.44)	9

### 307. POLAND

0.5	<b>17.72</b>	(17.72)	5
1	<b>31.01</b>	(13.29)	5
1.5	<b>44.56</b>	(13.55)	6
2	<b>58.60</b>	(14.04)	7
2.5	<b>1:13.03</b>	(14.43)	7
FINISH	<b>1:27.98</b>	(14.96)	6

### 3 306. NETHERLANDS

0.5	<b>17.34</b>	(17.34)	2
1	<b>30.17</b>	(12.83)	3
1.5	<b>42.87</b>	(12.70)	3
2	<b>56.02</b>	(13.15)	3
2.5	<b>1:09.68</b>	(13.66)	3
FINISH	<b>1:24.01</b>	(14.33)	3

### 309. USA

0.5	<b>18.16</b>	(18.16)	7
1	<b>31.39</b>	(13.23)	7
1.5	<b>44.61</b>	(13.22)	7
2	<b>58.51</b>	(13.90)	6
2.5	<b>1:12.90</b>	(14.39)	6
FINISH	<b>1:27.75</b>	(14.85)	5

### 4 301. CANADA

0.5	<b>17.53</b>	(17.53)	4
1	<b>30.54</b>	(13.01)	4
1.5	<b>43.76</b>	(13.22)	4
2	<b>57.67</b>	(13.91)	5
2.5	<b>1:12.57</b>	(14.90)	5
FINISH	<b>1:28.72</b>	(16.16)	7

### 305. KOREA

0.5	<b>16.63</b>	(16.63)	1
1	<b>29.01</b>	(12.38)	1
1.5	<b>41.59</b>	(12.58)	1
2	<b>54.66</b>	(13.07)	1
2.5	<b>1:08.08</b>	(13.42)	1
FINISH	<b>1:22.13</b>	(14.05)	1

### 5 303. JAPAN

0.5	<b>18.10</b>	(18.10)	6
1	<b>31.34</b>	(13.24)	6
1.5	<b>43.97</b>	(12.63)	5
2	<b>56.95</b>	(12.98)	4
2.5	<b>1:10.78</b>	(13.83)	4
FINISH	<b>1:25.67</b>	(14.91)	4

### 308. RUSSIA

0.5	<b>17.41</b>	(17.41)	3
1	<b>30.09</b>	(12.68)	2
1.5	<b>42.76</b>	(12.67)	2
2	<b>55.79</b>	(13.03)	2
2.5	<b>1:09.55</b>	(13.76)	2
FINISH	<b>1:23.28</b>	(13.73)	2



# WORLD JUNIOR SPEED SKATING CHAMPIONSHIPS

ISU WORLD JUNIOR SPEED SKATING CHAMPIONSHIPS 2020  
Arena Lodowa - Tomaszów Mazowiecki (POL) / 21 -23 February 2020

## 12. RESULT MEN TEAM SPRINT Sunday, 23 February 2020

Rnk	Nr	Name	Country	Pair	Lane	Time	Behind	
1	305	KOREA	KOR	4	C	<b>1:22.13</b>		
2	308	RUSSIA	RUS	5	C	<b>1:23.28</b>	1.15	
3	306	NETHERLANDS	NED	3	F	<b>1:24.01</b>	1.88	
4	303	JAPAN	JPN	5	F	<b>1:25.67</b>	3.54	
5	309	USA	USA	3	C	<b>1:27.75</b>	5.62	
6	307	POLAND	POL	2	C	<b>1:27.98</b>	5.85	
7	301	CANADA	CAN	4	F	<b>1:28.72</b>	6.59	
8	304	KAZAKHSTAN	KAZ	1	F	<b>1:29.98</b>	7.85	
9	302	GERMANY	GER	2	F	<b>1:33.79</b>	11.66	

Referee: Daniel CABELDUC (SWE)  
Starter: Tom Vidar JOHANSSON (NOR)  
Start: 14:42 - End: 14:55

Temp: 14.2°C  
Hum: 41%  
Ice Temp: -6.1°C



Hosted by



Main Sponsor



Polska Grupa  
Energetyczna

Institutional Partners and Local Sponsors



Ministerstwo  
Sportu



Local Sponsor



# WORLD JUNIOR SPEED SKATING CHAMPIONSHIPS

Arena Lodowa – Tomaszow Mazowieki (POL)  
21 - 23 February 2020

## RESULT BY RANK LADIES MASS START - 10 Laps 23 February 2020

Rk	CAP	Nr	Name	NAT	Laps	S1	S2	S3	Total	Time	
1	11	146	Robin GROOT	NED	10	0	0	30	30	5:44.46	
2	5	127	Laura PEVERI	ITA	10	0	0	20	20	5:44.66	
3	21	143	Merel CONIJN	NED	10	0	0	10	10	5:45.12	
4	1	156	Natalia JABRZYK	POL	10	3	2	0	5	6:00.22	
5	2	140	Sol LEE	KOR	10	0	0	4	4	5:45.21	
6	19	162	Alexandra KRAVCHENKO	RUS	10	0	3	0	3	5:56.13	
7	24	155	Kaja GAJEWSKA	POL	10	3	0	0	3	6:00.28	
8	28	164	Giorgia BIRKELAND	USA	10	0	0	2	2	5:45.98	
9	3	125	Federica MAFFEI	ITA	10	0	0	1	1	5:46.21	
10	17	129	Momoka HORIKAWA	JPN	10	0	1	0	1	5:47.36	
11	25	124	Tara DONOGHUE	IRL	10	1	0	0	1	5:55.64	
12	23	141	Chaewon PARK	KOR	10	0	0	0	0	5:47.41	
13	20	116	Ainoa CARREÑO	ESP	10	0	0	0	0	5:47.53	
14	8	119	Josephine HEIMERL	GER	10	0	0	0	0	5:47.55	
15	13	101	Anna PETUTSCHNIGG	AUT	10	0	0	0	0	5:47.56	
16	12	148	Marte Bjerkreim FURNEE	NOR	10	0	0	0	0	5:48.27	
17	27	130	Rin KOSAKA	JPN	10	0	0	0	0	5:48.36	
18	9	149	Amalie HAUGLAND	NOR	10	0	0	0	0	5:48.44	
19	14	107	Laura HALL	CAN	10	0	0	0	0	5:50.30	
20	16	120	Anna OSTLENDER	GER	10	0	0	0	0	5:52.38	
21	18	109	Hee WON SON	CAN	10	0	0	0	0	5:52.88	
22	30	111	Zuzana KURŠOVÁ	CZE	10	0	0	0	0	5:58.14	
23	26	133	Margarita ARTEMYEVA	KAZ	10	0	0	0	0	5:58.43	
24	29	136	Inessa SHUMEKOVA	KAZ	10	0	0	0	0	5:58.53	
25	6	167	Abigail SORENSON	USA	10	0	0	0	0	6:01.04	
26	10	102	Varvara BANDARYNA	BLR	10	0	0	0	0	6:14.71	
27	15	105	Karyna SHYPULIA	BLR	8	0	0	0	0	4:50.08	
28	4	158	Ilka FUZESY	ROU	8	0	0	0	0	5:20.57	
-	22	159	Elizaveta AGAFOSHINA	RUS		0	0	0	0	DNS	
-	7	114	Natascha LINDENSKOV	DEN		0	0	0	0	DNS	

Referee: Hanjo HEIDEMAN (NED)

Starter: Roman DANILOV (RUS)

Start Time: 15:57 - End Time: 16:06



Hosted by



Main Sponsor



Institutional Partners and Local Sponsors



Local Sponsor





# WORLD JUNIOR SPEED SKATING CHAMPIONSHIPS

Arena Lodowa – Tomaszów Mazowiecki (POL)  
21 - 23 February 2020

## RESULT BY RANK MEN MASS START - 10 Laps 23 February 2020

Rk	CAP	Nr	Name	NAT	Laps	S1	S2	S3	Total	Time	
1	60	28	Tsubasa HORIKAWA	JPN	10	0	0	30	30	5:12.58	
2	50	2	Gabriel ODOR	AUT	10	0	0	20	20	5:12.77	
3	54	40	Jaewan SHIN	KOR	10	0	0	10	10	5:12.78	
4	34	47	Peder KONGSHAUG	NOR	10	0	0	4	4	5:12.81	
5	41	3	Jason SUTTELS	BEL	10	0	3	0	3	5:23.10	
6	47	17	Nil LLOP	ESP	10	3	0	0	3	5:27.22	
7	48	27	Motonaga ARITO	JPN	10	0	0	2	2	5:13.34	
8	56	4	Uladzislau HAPON	BLR	10	0	2	0	2	5:19.35	
9	40	1	Ignaz GSCHWENTNER	AUT	10	2	0	0	2	5:38.34	
10	31	9	Hubert MARCOTTE	CAN	10	0	0	1	1	5:13.79	
11	33	16	Niclas MASTRUP	DEN	10	0	1	0	1	5:26.26	
12	43	18	Joonas VALGE	EST	10	1	0	0	1	5:36.59	
13	36	44	Harm VISSER	NED	10	0	0	0	0	5:13.93	
14	35	61	Pavel TARAN	RUS	10	0	0	0	0	5:14.48	
15	45	20	Peter RICHES	GBR	10	0	0	0	0	5:14.52	
16	55	62	Casey DAWSON	USA	10	0	0	0	0	5:14.58	
17	39	50	Kasper TVETER	NOR	10	0	0	0	0	5:15.13	
18	53	22	Moritz KLEIN	GER	10	0	0	0	0	5:17.07	
19	32	66	Jonathan TOBON	USA	10	0	0	0	0	5:17.30	
20	44	7	Cedrick BRUNET	CAN	10	0	0	0	0	5:19.64	
21	58	25	Thomas NADALINI	ITA	10	0	0	0	0	5:21.22	
22	52	54	Szymon WOJTAKOWSKI	POL	10	0	0	0	0	5:22.79	
23	42	33	Bakdaulet SAGATOV	KAZ	10	0	0	0	0	5:23.51	
24	51	32	Nuraly AKZHOL	KAZ	10	0	0	0	0	5:27.18	
25	46	14	Zdenek VAŠULKA	CZE	10	0	0	0	0	5:36.63	
26	57	56	Nicolae-Razvan MILITARU	ROU	10	0	0	0	0	5:43.38	
27	37	43	Yves Cornelis VERGEER	NED	9	0	0	0	0	4:47.83	
28	59	53	Piotr NAŁĘCKI	POL	8	0	0	0	0	4:49.56	
-	49	6	João Victor DA SILVA	BRA	10	0	0	0	0	DQ	
-	38	57	Daniil ALDOSHKIN	RUS		0	0	0	0	DNS	

Referee: Daniel CABELDUC (SWE)

Starter: Kari HAUTAMAKI (FIN)

Start Time: 15:42 - End Time: 15:52



Hosted by



Main Sponsor



Institutional Partners and Local Sponsors



Local Sponsor

